

Official Results Book
Bobsleigh
20 to 27 February

Brochure des résultats officiels
Bobsleigh
20 au 27 février



TABLE OF CONTENTS / TABLE DES MATIÈRES

Table of Contents

Medallists by Event
Medal Standings
FIBT Medal Standings

Number of Entries by NOC
Entry List by NOC

Two-Man

Official Training

Minutes of Team Captains' Meetings

Heats 1 & 2

Results
Performance Analysis

Heats 3 & 4

Results
Performance Analysis

Heats 5 & 6

Results
Performance Analysis

Competition

Minutes of Team Captains' Meetings

Heat 1

Start List
Results

Heat 2

Start List
Results

Heat 3

Start List
Results

Heat 4

Start List

Official Results
Competition Data
Records
Performance Analysis

Women

Official Training

Minutes of Team Captains' Meetings

Heats 1 & 2

Results
Performance Analysis



TABLE OF CONTENTS / TABLE DES MATIÈRES

Heats 3 & 4

Results
Performance Analysis

Heats 5 & 6

Results
Performance Analysis

Competition

Minutes of Team Captains' Meetings

Heat 1

Start List
Results

Heat 2

Start List
Results
Competition Data

Heat 3

Start List
Results

Heat 4

Start List

Official Results
Competition Data
Records
Performance Analysis

Four-Man

Official Training

Minutes of Team Captains' Meetings

Heats 1 & 2

Results
Performance Analysis

Heats 3 & 4

Results
Performance Analysis

Heats 5 & 6

Results
Performance Analysis

Competition

Minutes of Team Captains' Meetings

Heat 1

Start List
Results

Heat 2

Start List
Results



TABLE OF CONTENTS / TABLE DES MATIÈRES

Heat 3

Start List

Results

Heat 4

Start List

Official Results

Competition Data

Records

Performance Analysis

Official Communications

Item n – dd.02.2010

Item n – dd.02.2010

Item n – dd.02.2010



MEDALLISTS BY EVENT / MÉDAILLÉ(E)S PAR ÉPREUVE

As of SAT 27 FEB 2010 / En date du SAM 27 FEV 2010

AFTER 3 OF 3 EVENTS

Event Name	Date	Medal	Name	NOC Code
Two-Man	SUN 21 FEB	GOLD	LANGE Andre KUSKE Kevin	GER
		SILVER	FLORSCHUETZ Thomas ADJEI Richard	GER
		BRONZE	ZUBKOV Aleksandr VOEVODA Alexey	RUS
Women's	WED 24 FEB	GOLD	HUMPHRIES Kaillie MOYSE Heather	CAN
		SILVER	UPPERTON Helen BROWN Shelley-Ann	CAN
		BRONZE	PAC Erin MEYERS Elana	USA
Four-Man	SAT 27 FEB	GOLD	HOLCOMB Steven OLSEN Justin MESLER Steve TOMASEVICZ Curtis	USA
		SILVER	LANGE Andre ROEDIGER Alexander KUSKE Kevin PUTZE Martin	GER
		BRONZE	RUSH Lyndon Le BIHAN Chris BISSETT David BROWN Lascelles	CAN

NOTES

A team may contain more than x athletes if there has been substitution during the competition. The crew who raced the last heat is presented first.



MEDAL STANDINGS / CLASSEMENT PAR MÉDAILLES

As of SAT 27 FEB 2010 / En date du SAM 27 FEV 2010

AFTER 3 OF 3 EVENTS

Rank	NOC	Men				Women				Total				Rank by Total
		G	S	B	Tot	G	S	B	Tot	G	S	B	Tot	
1	GER - Germany	1	2		3					1	2		3	=1
2	CAN - Canada			1	1	1	1		2	1	1	1	3	=1
3	USA - United States	1			1			1	1	1		1	2	3
4	RUS - Russian Federation			1	1							1	1	4
	Total:	2	2	2	6	1	1	1	3	3	3	3	9	

LEGEND

= Equal sign indicates that two or more NOCs share the same rank by total

B Bronze

G Gold

S Silver

Tot Total

FIBT MEDAL STANDINGS / CLASSEMENT FIBT PAR MÉDAILLES

As of SAT 27 FEB 2010 / En date du SAM 27 FEV 2010

AFTER 5 OF 5 EVENTS

Rank	NOC	Bobsleigh				Skeleton				Total				Rank by Total
		G	S	B	Tot	G	S	B	Tot	G	S	B	Tot	
1	CAN - Canada	1	1	1	3	1			1	2	1	1	4	2
2	GER - Germany	1	2		3		1	1	2	1	3	1	5	1
3	USA - United States	1		1	2					1		1	2	=3
4	GBR - Great Britain					1			1	1			1	=5
5	LAT - Latvia						1		1		1		1	=5
6	RUS - Russian Federation			1	1			1	1			2	2	=3
	Total:	3	3	3	9	2	2	2	6	5	5	5	15	

LEGEND

= Equal sign indicates that two or more NOCs share the same rank by total

B Bronze

G Gold

S Silver

Tot Total



NUMBER OF ENTRIES BY NOC NOMBRE DE PARTICIPANT(E)S PAR CNO

As of THU 18 FEB 2010 / En date du JEU 18 FEV 2010

NOC	Two-Man	Four-Man	Women's
AUS - Australia	2	1	1
AUT - Austria	2	1	
BEL - Belgium			1
CAN - Canada	2	2	2
CRO - Croatia		1	
CZE - Czech Republic	1	2	
GBR - Great Britain	1	1	2
GER - Germany	3	3	3
IRL - Ireland			1
ITA - Italy	2	1	1
JPN - Japan	1	1	1
KOR - Korea		1	
LAT - Latvia	2	2	
LIE - Liechtenstein	1	1	
MON - Monaco	1		
NED - Netherlands	1	1	1
POL - Poland	1	1	
ROU - Romania	1	1	1
RUS - Russian Federation	2	3	2
SRB - Serbia		1	
SUI - Switzerland	3	2	2
SVK - Slovakia	1	1	
USA - United States	3	3	3
Total 23	30	30	21



ENTRY LIST BY NOC / LISTE DES PARTICIPANT(E)S PAR CNO

As of THU 18 FEB 2010 / En date du JEU 18 FEV 2010

NOC	Name	Gender	Function	Date of Birth	Height m / ft in	Weight kg / lbs
AUS - Australia						
	HARVEY Duncan	M	Two-Man Crew Four-Man Crew	12 MAR 1981	1.83 / 6'0"	102 / 225
	LOCH-WILKINSON Astrid	W	Women's Pilot	14 SEP 1982	1.68 / 5'6"	63 / 139
	McINTOSH Cecilia	W	Women's Crew	21 JUN 1979	1.60 / 5'3"	55 / 121
	PUGH Duncan Michael	M	Two-Man Crew Four-Man Crew	2 DEC 1974	1.90 / 6'3"	105 / 231
	ROLLESTON Jeremy	M	Two-Man Pilot Four-Man Pilot	13 DEC 1972	1.78 / 5'10"	98 / 216
	RYAN Anthony	M	Four-Man Crew	7 APR 1980	1.85 / 6'1"	100 / 220
	SPRING Christopher	M	Two-Man Pilot	6 MAR 1984	1.81 / 5'11"	101 / 223
AUT - Austria						
	HACKL Christian	M	Four-Man Crew	22 JAN 1981	1.83 / 6'0"	90 / 198
	LACHKOVICS Martin	M	Two-Man Crew Four-Man Crew	25 JAN 1975	1.78 / 5'10"	92 / 203
	LOACKER Juergen	M	Two-Man Pilot	14 DEC 1974	1.76 / 5'9"	93 / 205
	MAYER Juergen	M	Two-Man Crew Four-Man Crew	4 NOV 1976	1.83 / 6'0"	106 / 234
	STAMPFER Wolfgang	M	Four-Man Pilot Two-Man Pilot	3 MAY 1972	1.91 / 6'3"	98 / 216
BEL - Belgium						
	WILLEMARCK Eva	W	Women's Crew	28 JUN 1984	1.72 / 5'8"	70 / 154
	WILLEMSSEN Elfje	W	Women's Pilot	11 JAN 1985	1.74 / 5'9"	76 / 168



ENTRY LIST BY NOC / LISTE DES PARTICIPANT(E)S PAR CNO

As of THU 18 FEB 2010 / En date du JEU 18 FEV 2010

NOC	Name	Gender	Function	Date of Birth	Height m / ft in	Weight kg / lbs
CAN - Canada						
	BISSETT David	M	Four-Man Crew	26 SEP 1979	1.79 / 5'10"	102 / 225
	BROWN Lascelles	M	Two-Man Crew Four-Man Crew	12 OCT 1974	1.82 / 6'0"	100 / 220
	BROWN Shelly-Ann	W	Women's Crew	15 MAR 1980	1.73 / 5'8"	75 / 165
	HUMPHRIES Kaillie	W	Women's Pilot	4 SEP 1985	1.70 / 5'7"	77 / 170
	KRIPPS Justin	M	Four-Man Crew	6 JAN 1987	1.83 / 6'0"	95 / 209
	LUEDERS Pierre	M	Two-Man Pilot Four-Man Pilot	26 SEP 1970	1.84 / 6'0"	100 / 220
	LUMSDEN Jesse	M	Two-Man Crew Four-Man Crew	3 AUG 1982	1.86 / 6'1"	101 / 223
	Le BIHAN Chris	M	Four-Man Crew	27 MAY 1977	1.88 / 6'2"	100 / 220
	MOYSE Heather	W	Women's Crew	23 JUL 1978	1.78 / 5'10"	72 / 159
	RUSH Lyndon	M	Two-Man Pilot Four-Man Pilot	24 NOV 1980	1.83 / 6'0"	102 / 225
	UPPERTON Helen	W	Women's Pilot	31 OCT 1979	1.76 / 5'9"	73 / 161
	WRIGHT Neville	M	Four-Man Crew	21 DEC 1980	1.83 / 6'0"	97 / 214
CRO - Croatia						
	KRAJACIC Slaven	M	Four-Man Crew	14 SEP 1980	1.82 / 6'0"	94 / 207
	MARIC Igor	M	Four-Man Crew	15 AUG 1982	1.90 / 6'3"	90 / 198
	MEZULIC Mate	M	Four-Man Crew	15 JUL 1981	1.81 / 5'11"	92 / 203
	SOLA Ivan	M	Four-Man Pilot	12 DEC 1961	1.90 / 6'3"	92 / 203
CZE - Czech Republic						
	BOHMANN Martin	M	Four-Man Crew	5 APR 1980	1.80 / 5'11"	93 / 205
	DANILEVIC Ivo	M	Two-Man Pilot Four-Man Pilot	10 APR 1970	1.87 / 6'2"	105 / 231
	KOBIAN Jan	M	Four-Man Crew	28 OCT 1970	1.86 / 6'1"	102 / 225
	KOZLOVSKY Ondrej	M	Four-Man Crew	15 SEP 1982	1.80 / 5'11"	88 / 194
	STOKLASKA Jan	M	Two-Man Crew Four-Man Crew	7 FEB 1983	1.90 / 6'3"	92 / 203
	SUCHY Dominik	M	Four-Man Crew	13 NOV 1987	1.85 / 6'1"	98 / 216
	VESELY Milos	M	Four-Man Crew	6 MAY 1972	1.80 / 5'11"	97 / 214
	VRBA Jan	M	Four-Man Pilot	28 JAN 1982	1.86 / 6'1"	85 / 187



ENTRY LIST BY NOC / LISTE DES PARTICIPANT(E)S PAR CNO

As of THU 18 FEB 2010 / En date du JEU 18 FEV 2010

NOC	Name	Gender	Function	Date of Birth	Height m / ft in	Weight kg / lbs
GBR - Great Britain						
	CONDON Allyn	M	Four-Man Crew	24 AUG 1974	1.78 / 5'10"	85 / 187
	COOKE Gillian	W	Women's Crew	3 OCT 1982	1.73 / 5'8"	70 / 154
	JACKSON John	M	Four-Man Pilot Two-Man Pilot	11 APR 1977	1.83 / 6'0"	98 / 216
	MINICHIELLO Nicola	W	Women's Pilot	21 MAR 1978	1.65 / 5'5"	80 / 176
	MONEY Dan	M	Two-Man Crew Four-Man Crew	17 OCT 1976	1.83 / 6'0"	99 / 218
	NWUME Henry Odili	M	Four-Man Crew	10 JAN 1977	1.91 / 6'3"	114 / 251
	THOMAS Kelly	W	Women's Crew	9 JAN 1981	1.64 / 5'5"	65 / 143
	WALKER Paula	W	Women's Pilot	23 APR 1986	1.81 / 5'11"	92 / 203



ENTRY LIST BY NOC / LISTE DES PARTICIPANT(E)S PAR CNO

As of THU 18 FEB 2010 / En date du JEU 18 FEV 2010

NOC	Name	Gender	Function	Date of Birth	Height m / ft in	Weight kg / lbs
GER - Germany						
	ADJEI Richard	M	Two-Man Crew Four-Man Crew	30 JAN 1983	1.90 / 6'3"	110 / 243
	ANGERER Karl	M	Four-Man Pilot Two-Man Pilot	18 JUL 1979	1.86 / 6'1"	99 / 218
	BARUCHA Andreas	M	Four-Man Crew	2 APR 1979	1.81 / 5'11"	94 / 207
	BERMBACH Gregor	M	Two-Man Crew Four-Man Crew	17 FEB 1981	1.83 / 6'0"	98 / 216
	BREDAU Andreas	M	Four-Man Crew	21 MAR 1984	1.96 / 6'5"	107 / 236
	FLORSCHUETZ Thomas	M	Four-Man Pilot Two-Man Pilot	20 FEB 1978	1.85 / 6'1"	96 / 212
	KIRIASIS Sandra	W	Women's Pilot	4 JAN 1975	1.81 / 5'11"	82 / 181
	KUSKE Kevin	M	Four-Man Crew Two-Man Crew	4 JAN 1979	1.95 / 6'5"	116 / 256
	LANGE Andre	M	Four-Man Pilot Two-Man Pilot	28 JUN 1973	1.88 / 6'2"	100 / 220
	LISTNER Ronny	M	Four-Man Crew	20 JUL 1978	1.90 / 6'3"	107 / 236
	LOGSCH Romy	W	Women's Crew	5 FEB 1982	1.82 / 6'0"	85 / 187
	MANN Alex	M	Four-Man Crew	11 NOV 1980	1.90 / 6'3"	107 / 236
	MARTINI Cathleen	W	Women's Pilot	27 MAY 1982	1.70 / 5'7"	74 / 163
	PUTZE Martin	M	Four-Man Crew	14 JAN 1985	1.81 / 5'11"	100 / 220
	ROEDIGER Alexander	M	Four-Man Crew	14 MAY 1985	1.83 / 6'0"	95 / 209
	SCHRAMM Claudia	W	Women's Pilot	14 JUN 1975	1.83 / 6'0"	86 / 190
	SENKEL Christin	W	Women's Crew	31 AUG 1987	1.80 / 5'11"	74 / 163
	TISCHER Janine	W	Women's Crew	19 MAY 1984	1.70 / 5'7"	75 / 165
IRL - Ireland						
	BERGIN Claire	W	Women's Crew	1 FEB 1985	1.68 / 5'6"	68 / 150
	HOEY Aoife	W	Women's Pilot	6 SEP 1983	1.94 / 6'4"	75 / 165



ENTRY LIST BY NOC / LISTE DES PARTICIPANT(E)S PAR CNO

As of THU 18 FEB 2010 / En date du JEU 18 FEV 2010

NOC	Name	Gender	Function	Date of Birth	Height m / ft in	Weight kg / lbs
ITA - Italy						
	BERTAZZO Simone	M	Four-Man Pilot Two-Man Pilot	19 AUG 1982	1.84 / 6'0"	102 / 225
	CURIONE Laura	W	Women's Crew	9 NOV 1988	1.67 / 5'6"	65 / 143
	GILLARDUZZI Jessica	W	Women's Pilot	7 JUN 1980	1.70 / 5'7"	70 / 154
	RIVA Sergio	M	Two-Man Crew Four-Man Crew	29 MAR 1983	1.80 / 5'11"	90 / 198
	ROMANINI Samuele	M	Four-Man Crew Two-Man Crew	22 SEP 1976	1.86 / 6'1"	105 / 231
	TOSINI Fabrizio	M	Two-Man Pilot	30 NOV 1969		
	TURRI Mirko	M	Four-Man Crew	29 JUN 1981	1.75 / 5'9"	84 / 185
JPN - Japan						
	ASAZU Konomi	W	Women's Crew	23 OCT 1986	1.75 / 5'9"	71 / 157
	DOIGAWA Shinji	M	Four-Man Crew	25 OCT 1979	1.82 / 6'0"	88 / 194
	HINO Manami	W	Women's Pilot	8 JAN 1980	1.60 / 5'3"	60 / 132
	KOBAYASHI Ryuichi	M	Four-Man Crew Two-Man Crew	23 NOV 1976	1.83 / 6'0"	100 / 220
	MIYAUCHI Masaru	M	Four-Man Crew	13 JUN 1984	1.85 / 6'1"	102 / 225
	SUZUKI Hiroshi	M	Four-Man Pilot Two-Man Pilot	13 DEC 1973	1.75 / 5'9"	88 / 194
KOR - Korea						
	KANG Kwang-Bae	M	Four-Man Pilot	29 JUL 1973	1.80 / 5'11"	95 / 209
	KIM Donghyun	M	Four-Man Crew	12 NOV 1987	1.85 / 6'1"	80 / 176
	KIM Jung-Su	M	Four-Man Crew	7 JUL 1981	1.70 / 5'7"	75 / 165
	LEE Jinhee	M	Four-Man Crew	20 APR 1984	1.80 / 5'11"	88 / 194



ENTRY LIST BY NOC / LISTE DES PARTICIPANT(E)S PAR CNO

As of THU 18 FEB 2010 / En date du JEU 18 FEV 2010

NOC	Name	Gender	Function	Date of Birth	Height m / ft in	Weight kg / lbs
LAT - Latvia						
	ARHIPOVS Mihails	M	Four-Man Crew	10 NOV 1984	1.83 / 6'0"	95 / 209
	BROKS Raivis	M	Two-Man Crew Four-Man Crew	20 FEB 1984	1.92 / 6'4"	98 / 216
	DAMBIS Intars	M	Four-Man Crew	3 SEP 1983	1.86 / 6'1"	94 / 207
	DREISKENS Daumants	M	Two-Man Crew Four-Man Crew	28 MAR 1984	1.93 / 6'4"	107 / 236
	MASKALANS Edgars	M	Two-Man Pilot Four-Man Pilot	13 APR 1982	1.80 / 5'11"	92 / 203
	MELBARDIS Oskars	M	Four-Man Crew	16 FEB 1988	1.86 / 6'1"	100 / 220
	MININS Janis	M	Two-Man Pilot Four-Man Pilot	15 AUG 1980	1.82 / 6'0"	102 / 225
	TULUBJEVS Pavels	M	Four-Man Crew	2 JUL 1985	1.88 / 6'2"	100 / 220
LIE - Liechtenstein						
	BERGINZ Juergen	M	Two-Man Crew Four-Man Crew	30 JUN 1989	1.87 / 6'2"	90 / 198
	DUERR Thomas	M	Four-Man Crew	12 JUL 1978	1.94 / 6'4"	102 / 225
	KLINGLER Michael	M	Two-Man Pilot Four-Man Pilot	6 FEB 1983	1.84 / 6'0"	90 / 198
	WUNDER Richard	M	Four-Man Crew	30 SEP 1984	1.83 / 6'0"	85 / 187
MON - Monaco						
	GATTUSO Sebastien	M	Two-Man Crew	28 JUN 1971	1.80 / 5'11"	95 / 209
	SERVELLE Patrice	M	Two-Man Pilot	20 JUL 1974	1.83 / 6'0"	90 / 198
NED - Netherlands						
	BECK Timothy	M	Four-Man Crew	2 JAN 1977	1.77 / 5'10"	87 / 192
	JANSMA Sybren	M	Two-Man Crew Four-Man Crew	3 FEB 1982	1.99 / 6'6"	105 / 231
	KAMPHUIS Esme	W	Women's Pilot	22 MAY 1983	1.78 / 5'10"	74 / 163
	VEENSTRA Tine	W	Women's Crew	20 MAY 1983	1.83 / 6'0"	78 / 172
	van CALKER Arnold	M	Four-Man Crew	16 SEP 1976	1.91 / 6'3"	107 / 236
	van CALKER Edwin	M	Two-Man Pilot Four-Man Pilot	14 JUN 1979	1.87 / 6'2"	99 / 218



ENTRY LIST BY NOC / LISTE DES PARTICIPANT(E)S PAR CNO

As of THU 18 FEB 2010 / En date du JEU 18 FEV 2010

NOC	Name	Gender	Function	Date of Birth	Height m / ft in	Weight kg / lbs
POL - Poland						
	KUPCZYK Dawid	M	Four-Man Pilot Two-Man Pilot	10 MAY 1977	1.82 / 6'0"	97 / 214
	MROZ Pawel	M	Four-Man Crew	14 JUN 1984	1.86 / 6'1"	90 / 198
	NIEWIARA Marcin Piotr	M	Two-Man Crew Four-Man Crew	2 APR 1981	1.91 / 6'3"	95 / 209
	ZBLEWSKI Michal	M	Four-Man Crew	18 FEB 1980	1.86 / 6'1"	95 / 209
ROU - Romania						
	ANDREI Ionut	M	Four-Man Crew	20 DEC 1985	1.93 / 6'4"	107 / 236
	CRACIUN Florin Cezar	M	Two-Man Crew Four-Man Crew	27 JUN 1989	1.85 / 6'1"	99 / 218
	DOVALCIUC Ioan Danut	M	Four-Man Crew	20 JUN 1984	1.86 / 6'1"	100 / 220
	ISTRATE Nicolae	M	Four-Man Pilot Two-Man Pilot	24 OCT 1982	1.84 / 6'0"	88 / 194
	RADENOVIC Carmen	W	Women's Pilot	12 MAY 1981	1.64 / 5'5"	68 / 150
	SAVIN Alina Vera	W	Women's Crew	1 MAR 1988	1.78 / 5'10"	77 / 170



ENTRY LIST BY NOC / LISTE DES PARTICIPANT(E)S PAR CNO

As of THU 18 FEB 2010 / En date du JEU 18 FEV 2010

NOC	Name	Gender	Function	Date of Birth	Height m / ft in	Weight kg / lbs
RUS - Russian Federation						
	ABRAMOVITCH Dmitry	M	Four-Man Pilot Two-Man Pilot	30 OCT 1982	1.82 / 6'0"	96 / 212
	DORONINA Elena	W	Women's Crew	14 AUG 1981	1.70 / 5'7"	65 / 143
	EGOROV Philipp	M	Four-Man Crew	8 JUN 1978	1.82 / 6'0"	96 / 212
	FEDOROVA Olga	W	Women's Pilot	14 JUL 1983	1.78 / 5'10"	78 / 172
	MOISEEV Petr	M	Four-Man Crew	7 MAR 1986	1.87 / 6'2"	93 / 205
	MOISEYCHENKOV Denis	M	Four-Man Crew	21 MAY 1986	1.82 / 6'0"	90 / 198
	ORESHNIKOV Roman	M	Four-Man Crew	6 FEB 1983	1.88 / 6'2"	100 / 220
	PECHENKIN Evgeny	M	Four-Man Crew	9 OCT 1973	1.90 / 6'3"	105 / 231
	POPOV Evgeny	M	Four-Man Pilot	25 APR 1976	1.81 / 5'11"	100 / 220
	PRUDNIKOV Sergey	M	Two-Man Crew Four-Man Crew	1 JUL 1985	1.89 / 6'2"	105 / 231
	SKULKINA Anastasia	W	Women's Pilot	11 AUG 1982	1.79 / 5'10"	62 / 137
	STEPUSHKIN Dmitry	M	Four-Man Crew	3 SEP 1975	1.86 / 6'1"	100 / 220
	TIMOFEEVA Yulia	W	Women's Crew	3 MAY 1972	1.73 / 5'8"	73 / 161
	TRUNENKOV Dmitry	M	Four-Man Crew	19 APR 1984	1.86 / 6'1"	104 / 229
	VOEVODA Alexey	M	Two-Man Crew Four-Man Crew	9 MAY 1980	1.94 / 6'4"	115 / 254
	ZUBKOV Aleksandr	M	Two-Man Pilot Four-Man Pilot	10 AUG 1974	1.87 / 6'2"	105 / 231
SRB - Serbia						
	MATIJEVIC Slobodan	M	Four-Man Crew	14 MAR 1988	1.84 / 6'0"	88 / 194
	RADJENOVIC Vuk	M	Four-Man Pilot	7 JUN 1983	1.90 / 6'3"	105 / 231
	SARCEVIC Igor	M	Four-Man Crew	25 AUG 1984	1.93 / 6'4"	94 / 207
	SAVIC Milos	M	Four-Man Crew	1 MAR 1987	1.82 / 6'0"	85 / 187



ENTRY LIST BY NOC / LISTE DES PARTICIPANT(E)S PAR CNO

As of THU 18 FEB 2010 / En date du JEU 18 FEV 2010

NOC	Name	Gender	Function	Date of Birth	Height m / ft in	Weight kg / lbs
SUI - Switzerland						
	AEBLI Christian	M	Four-Man Crew	1 JUL 1978	1.80 / 5'11"	97 / 214
	BAUMANN Alex	M	Four-Man Crew	9 MAR 1985	1.80 / 5'11"	100 / 220
	EGGER Juerg	M	Two-Man Crew Four-Man Crew	1 JAN 1982	1.78 / 5'10"	98 / 216
	GRAND Cedric	M	Two-Man Crew Four-Man Crew	14 JAN 1976	1.89 / 6'2"	100 / 220
	HAFNER Sabina	W	Women's Pilot	10 MAY 1984	1.68 / 5'6"	65 / 143
	HANDSCHIN Roman	M	Four-Man Crew	2 AUG 1982	1.86 / 6'1"	96 / 212
	HEFTI Beat	M	Two-Man Pilot Four-Man Pilot	3 FEB 1978	1.83 / 6'0"	103 / 227
	LAMPARTER Thomas	M	Two-Man Crew Four-Man Crew	9 JUN 1978	1.83 / 6'0"	99 / 218
	MEYER Fabienne	W	Women's Pilot	28 NOV 1981	1.68 / 5'6"	70 / 154
	RUEEGG Ivo	M	Two-Man Pilot Four-Man Pilot	15 APR 1971	1.85 / 6'1"	99 / 218
	SCHENK Hanne	W	Women's Crew	10 MAY 1984	1.82 / 6'0"	78 / 172
	SCHMID Daniel	M	Two-Man Pilot	22 JAN 1976	1.89 / 6'2"	102 / 225
	SPAHNI Caroline	W	Women's Crew	4 MAY 1982	1.72 / 5'8"	70 / 154
SVK - Slovakia						
	JAGNESAK Milan	M	Four-Man Pilot Two-Man Pilot	29 AUG 1969	1.79 / 5'10"	103 / 227
	LOPUCHOVSKY Marcel	M	Four-Man Crew	2 MAY 1977	1.96 / 6'5"	93 / 205
	NAROVEC Petr	M	Two-Man Crew Four-Man Crew	15 APR 1977	1.89 / 6'2"	100 / 220
	TESOVIC Martin	M	Four-Man Crew	26 OCT 1974	1.82 / 6'0"	105 / 231



ENTRY LIST BY NOC / LISTE DES PARTICIPANT(E)S PAR CNO

As of THU 18 FEB 2010 / En date du JEU 18 FEV 2010

NOC	Name	Gender	Function	Date of Birth	Height m / ft in	Weight kg / lbs
USA - United States						
	AZEVEDO Emily	W	Women's Crew	28 APR 1983	1.73 / 5'8"	79 / 174
	BERKELEY Charles	M	Two-Man Crew Four-Man Crew	21 AUG 1976	1.96 / 6'5"	104 / 229
	CUNNINGHAM Nick	M	Four-Man Crew	8 MAY 1985	1.80 / 5'11"	98 / 216
	FOGT Christopher	M	Four-Man Crew	29 MAY 1983	1.83 / 6'0"	95 / 209
	HOLCOMB Steven	M	Two-Man Pilot Four-Man Pilot	14 APR 1980	1.78 / 5'10"	100 / 220
	KOHN Mike	M	Two-Man Pilot Four-Man Pilot	26 MAY 1972	1.88 / 6'2"	98 / 216
	LANGTON Steven	M	Two-Man Crew Four-Man Crew	15 APR 1983	1.88 / 6'2"	102 / 225
	MESLER Steve	M	Four-Man Crew	27 AUG 1978	1.88 / 6'2"	98 / 216
	MEYERS Elana	W	Women's Crew	10 OCT 1984	1.73 / 5'8"	82 / 181
	MORIARTY Jamie	M	Four-Man Crew	26 MAR 1981	1.88 / 6'2"	102 / 225
	NAPIER John	M	Two-Man Pilot Four-Man Pilot	12 DEC 1986	1.91 / 6'3"	100 / 220
	OLSEN Justin	M	Four-Man Crew	16 APR 1987	1.88 / 6'2"	103 / 227
	PAC Erin	W	Women's Pilot	30 MAY 1980	1.70 / 5'7"	76 / 168
	ROHBOCK Shauna	W	Women's Pilot	4 APR 1977	1.73 / 5'8"	75 / 165
	RZEPKA Michelle	W	Women's Crew	4 AUG 1983	1.70 / 5'7"	79 / 174
	SCHAAF Bree	W	Women's Pilot	28 MAY 1980	1.78 / 5'10"	75 / 165
	SCHUFFENHAUER Bill	M	Four-Man Crew	24 JUN 1973	1.83 / 6'0"	100 / 220
	TOMASEVICZ Curtis	M	Two-Man Crew Four-Man Crew	17 SEP 1980	1.85 / 6'1"	102 / 225

NOTES

All corrections until the qualifications are available in INFO

LEGEND

M Man

W Woman



TEAM CAPTAINS MEETING MINUTES

TUE 16 FEB / MAR 16 FÉV START TIME / DÉBUT 11:00

Craig Lehto
Director Whistler Sliding Centre

Welcome to all on behalf of VANOC and The Whistler Sliding Centre. We recently experienced a terrible tragedy and now we are doing our best to host the best Games possible under the circumstances.

Thank you to the dedicated volunteers, officials and staff and welcome to the FIBT.

Paul Pruszynski
VP Communications - FIBT

Welcome to all on behalf of the FIBT President and Executive. Addresses incident on 12 February, when a Georgian luger passed away as the result of a crash. A moment of silence was taken.

The response to the crash by track medical staff was the fastest possible and they dealt with the incident most efficiently. As a result of this incident, media attention to our sports has heightened and we now ask that all media requests related to the track, the incident or the competition, be directed to himself or Don Krone.

Thank you to all volunteers, track workers and officials for having done a tremendous job.

Dr. David McDonagh
Medical Officer – FIBT

Welcome all to Vancouver 2010. This venue has the best medical facilities and the responding medical staff has received extensive training over the past three weeks. Helicopter transport is available (if needed) and has the ability to transport an athlete to the polyclinic (located in the Athlete's village) within 10 minutes. This facility is state of the art and is capable of operating as a full hospital.

As a result of the recent incident, all athletes that experience a crash must be examined by a Doctor at the Athlete Medical trailer. They will not slide until approved by a Doctor. Once cleared, the athlete will return to the start and special arrangements will be made to assist in the completion of that day's training runs.

Terry Gudzowsky
Technical Delegate, Tracks – FIBT

Welcome to the Whistler Sliding Centre. A special thank-you goes out to track staff for maintaining tremendous conditions since the International Training Week hosted in November 2009.

Skeleton Official Training began yesterday and so far, we've had positive reports from Coaches and Athletes. The track is ready, so enjoy training this upcoming week.

Astrid Wolf

Welcomes all to the meeting and introduces the technical delegates, jury members *Race Director* and competition management.

Manfred Schulte

Welcomes all nations and colleagues. Roll call of nations: AUS, AUT, CAN, CZE, Jury President GBR, GER, ITA, JPN, LAT, LIE, MON, NED, POL, ROU, RUS, SUI and SVK. USA not present, but en route (via message).

Tragic incident already addressed by other, but as a result, the FIBT executive has opted to offer one supplementary run from Damen start on the first day of training. This will be in addition to the 6 Official Training Runs.

Those wishing to partake in this additional run are asked to speak with the Jury following the meeting.

Manfred Schulte

One draw for Day 1 and Day 2
1st DAY: 1 → END
2nd DAY: END → 1

Second draw for Day 3, 1 → END
The first run will have full controls similar to a competition heat.

Team Captains will choose order within Nation.

Start numbers for Training are to be placed on side of sled (same as World Cup) and will be available for pick up from the Race Office, along with scabbard numbers, after the meeting.



TEAM CAPTAINS MEETING MINUTES

TUE 16 FEB / MAR 16 FÉV START TIME / DÉBUT 11:00

Omega Proceed with electronic draw.

Manfred Schulte Additional information for upcoming training – brakemen need to be aware of when they begin braking. Reminder of Rule 51 enforcement – detailed information available in handout and team captain's manual. Addressed doping control and mixed zone requirements – more information in handout and team captain's manual.

Which nations are interested in partaking of the supplementary run? Interest expressed by GBR, LIE, RUS, SUI, SVK and USA.

Any questions?

SUI Is it possible to change the order (within a nation) for the training days?

Manfred Schulte No.

GER Why?

Georg Werth
Technical Delegate, Bobsleigh - FIBT We have done the order as per Nation registration and we will continue this way.

RUS Can brakemen be changed?

Manfred Schulte Brakemen can be changed during training.

GER Will the training schedule be affected by the addition of a supplementary run?

Manfred Schulte No, training will continue as scheduled. We will begin with the supplementary run and then continue with Heats 1 & 2.

GER Where is the Materials Commission trailer?

Astrid Wolf The trailer is located in the sled compound.

GER Is it possible to have the Material Commission complete each sled check where the sleds are currently being stored?

Robert Cuneo
Materials Commission – FIBT Unfortunately time is extremely limited for sled and runner checks as the training schedule is very condense. We ask for your cooperation as we will save time by having each team bring their sleds to the Material Commission trailer.

Robert Cuneo Sled checks are scheduled today 17:00 – 20:00 and tomorrow (17 February) at 0800 -1100. Please bring required equipment. Teams not listed on the distributed handout may schedule a time with the Materials Commission.

Runner checks will be as scheduled on handout – 19 February from 1500 – 2030. Runners must be clean and warm. Each pilot is restricted to two sets. These will be marked with an Olympic stamp and World Cup labels are not to be removed.

During post-race checks, as in previous Olympics, will include disassembly of the articulation, steering bearings, and rear axels. Nations must provide their own tools and technicians.

AUS Only two sets of runners per pilot, not three?

Robert Cuneo By this point in training, pilots should know which two sets of runners will be used for competition. We do not have time to check three sets of runners per pilot.

RUS Suggests, in light of the recent incident, whether it is possible to allow pilots only competing in the 4Man race to go as a forerunner during 2Man training?

Manfred Schulte This will be considered by the Jury.



TEAM CAPTAINS MEETING MINUTES


TUE 16 FEB / MAR 16 FÉV START TIME / DÉBUT 11:00

- SUI
Astrid Wolf
- The track walk on the 1st day of training is extremely early – several hours before training.
- This is scheduled as a Skeleton track walk, but Bobsleigh athletes can partake as the busy training schedule does not allow for an additional track walk later in the day.
- Please be aware that trucks will begin running 2.5 hours before training begins. When a nation is ready to be transported to the Start, they are to register with the Sport Transport attendant. All nations will be put on a first come, first serve list. Be aware that trucks will be sent to the Start in the most efficient way possible and will run continuously.
- During track walks, all athletes and team officials are only to enter the track from the Start or Finish. Please ensure all footwear is clean and refrain from crossing the track at the Finish dock (walk around).
- A reminder that all athletes and team officials must follow venue guidelines and procedures. Addressed incident on 15 February, where athlete climbed over fence. Any future breaches could result in removal of accreditation.
- Armbands will be distributed at the end of this meeting. Each nation will receive two armbands for the Start and the Finish. Please note that athletes can have more than two helpers, but only the helpers with armbands are permitted at the Start block. Only two helpers are permitted on the Finish dock.
- Please remind athletes to move as quickly as possible from the outrun so that there is no wasted time between sleds.
- A welding workshop is located in the Sled Compound – trailer # 16. Please speak with Sport Transport attendants to make an appointment as necessary.
- Questions?
- NED
Astrid Wolf
- Are athletes allowed to cross the track?
- No, no one is allowed to cross over the track.
- SUI
Astrid Wolf
- Showed safety concerns over there being no track walk before the 1st Training session. It is unlikely that athletes will be able to attend the morning track walk.
- There is also the possibility to do a track walk this evening after Skeleton training (approximately 2230)
- Paul Pruszynski
- Reinforced that Rule 51 will be monitored and the IOC will be checking at some point. There were issues during Skeleton training – lots of tessa tape used for covering illegal markings. Asks Team Captains to become familiar with rules and inform athletes. Please see Peter Hell (Jury Assistant) for tessa tape, as necessary.
- Lastly, a memorial book for the deceased Georgian Luge athlete will be available in the Team Captain Meeting Room for those who wish to pay their respects. Please encourage your athletes and team officials to express their condolences for the Kumaritashvili family.
- AUT
Manfred Schulte
- Expressed additional concern over limited track walk opportunities prior to 1st training session.
- Understand the concern of Team Captains. Will discuss potential of additional track walks with Jury and Chief of Track.
- Tracy Seitz
Operations
- Welcome to all Team Captains. Reminder of intense speed on this track and the Chief of Ice and Track extreme need for athletes to be focused and prepared. Request that all nations, especially those with extensive resources, provide technical assistance and support to smaller nations. Anyone that has concerns or suggests regarding safety and track conditions, should speak to Terry Gudzowsky – who will liaise with Tracy.
- Manfred Schulte
- Meeting adjourned.




TEAM CAPTAINS MEETING MINUTES

TUE 16 FEB / MAR 16 FÉV START TIME / DÉBUT 11:00



Manfred Schulte
President of the Jury



Astrid Wolf
Race Director



RESULTS / RÉSULTATS

WED 17 FEB 2010 / MER 17 FEV 2010

Start Order	Bib No	Team	Pilot Name	Start Time	Rk	Int 1 Rk	Int 2 Rk	Int 3 Rk	Int 4 Rk	Finish Time	Rk	Time Behind	Speed (km/h)	(mph)				
1	1	MON-1	SERVELLE Patrice	5.00	=6	16.44	=7	30.36	=4	39.28	7	47.06	=7	52.41	9	+0.36	147.0	91.3
				5.06	=16	16.58	18	30.61	=10	39.56	10	47.31	8	52.71	8	+0.70	146.7	91.2
2	2	RUS-1	ZUBKOV Aleksandr	5.06	=18	16.50	=12	30.37	6	39.23	=4	46.89	4	52.16	4	+0.11	148.8	92.5
				5.00	=4	16.47	5	30.51	=5	39.46	6	47.20	6	52.57	6	+0.56	146.9	91.3
3	3	RUS-2	ABRAMOVITCH Dmitry	5.05	=14	16.52	=14	30.51	=12	39.44	13	47.18	12	52.54	11	+0.49	147.2	91.5
				5.04	=11	16.54	=11	30.61	=10	39.59	=11	47.35	12	52.73	=9	+0.72	146.9	91.3
4	4	USA-1	HOLCOMB Steven	5.05	=14	16.49	11	30.36	=4	39.23	=4	46.91	5	52.20	=5	+0.15	148.4	92.2
				5.10	=20	16.57	=15	30.50	4	39.36	4	47.09	4	52.47	5	+0.46	146.6	91.1
5	5	USA-2	NAPIER John	4.96	=4	16.42	6	30.40	8	39.31	8	47.06	=7	52.40	8	+0.35	147.3	91.5
				5.01	7	16.49	=6	30.55	7	39.52	7	47.33	10	52.73	=9	+0.72	146.3	90.9
6	6	USA-3	KOHN Mike	5.06	=18	16.61	20	30.77	21	39.79	22	47.61	18	53.05	19	+1.00	145.6	90.4
				5.10	=20	16.66	=21	30.81	21	39.86	22	47.66	20	53.06	18	+1.05	146.5	91.0
7	7	CZE-1	DANILEVIC Ivo	5.04	=12	16.52	=14	30.54	15	39.48	15	47.29	13	52.73	13	+0.68	145.7	90.5
				5.03	=9	16.49	=6	30.64	14	39.67	15	47.64	=17	53.21	21	+1.20	142.1	88.3
8	8	ROU-1	ISTRATE Nicolae	5.12	=22	16.68	23	30.88	=24	39.93	24	47.80	21	53.26	20	+1.21	144.9	90.0
				5.10	=20	16.63	20	30.71	18	39.73	18	48.13	24	54.54	25	+2.53	124.8	77.5
9	9	LIE-1	KLINGLER Michael	5.31	29	16.98	29	31.24	29	40.34	29	48.20	26	53.69	23	+1.64	145.0	90.1
				5.27	28	16.97	28	31.32	27	40.50	27	48.48	26	54.07	24	+2.06	142.5	88.6
10	10	SUI-1	HEFTI Beat	4.95	3	16.37	3	30.41	9	39.33	9	47.97	24	56.32	29	+4.27	116.7	72.5
11	11	SUI-2	RUEEGG Ivo	5.00	=6	16.44	=7	30.39	7	39.27	6	46.93	6	52.20	=5	+0.15	149.0	92.5
				5.04	=11	16.52	=9	30.56	8	39.54	=8	47.26	7	52.59	7	+0.58	147.9	91.9
12	12	SUI-3	SCHMID Daniel	5.15	25	16.65	22	30.70	=19	39.64	19	48.30	28	56.07	28	+4.02	117.3	72.9
				5.16	25	16.68	23	30.82	22	39.80	20	47.64	=17	53.12	20	+1.11	144.9	90.0
13	13	LAT-1	MASKALANS Edgars	5.05	=14	16.53	=16	30.51	=12	39.41	12	47.10	10	52.47	10	+0.42	148.2	92.1
				5.03	=9	16.52	=9	30.51	=5	39.44	5	47.14	5	52.46	4	+0.45	147.9	91.9
14	14	LAT-2	MININS Janis															
15	15	JPN-1	SUZUKI Hiroshi	5.19	27	16.87	28	31.10	27	40.33	28	48.50	29	54.22	25	+2.17	138.6	86.1
				5.05	=13	16.70	24	30.91	24	40.05	24	48.50	27	57.52	26	+5.51	115.7	71.9
16	16	CAN-1	RUSH Lyndon	5.00	=6	16.40	4	30.30	3	39.14	=2	46.79	2	52.05	=1	0.00	149.0	92.6
				5.00	=4	16.41	2	30.40	2	39.32	2	47.00	=2	52.31	2	+0.30	148.5	92.2
17	17	CAN-2	LUEDERS Pierre	5.00	=6	16.44	=7	30.48	11	39.40	11	47.07	9	52.34	7	+0.29	149.1	92.6
				4.99	3	16.49	=6	30.76	20	39.85	21	47.64	=17	53.00	17	+0.99	146.4	91.0
18	18	AUS-1	SPRING Christopher	5.04	=12	16.60	19	30.86	23	40.15	26	48.14	25	53.68	22	+1.63	142.6	88.6
				5.02	8	16.57	=15	32.20	28									
19	19	AUS-2	ROLLESTON Jeremy	5.16	26	16.75	25	31.01	26	40.11	25	47.95	23	53.38	21	+1.33	145.8	90.6
				5.22	26	16.90	27	31.28	26	40.46	26	48.40	25	53.92	23	+1.91	144.2	89.6
20	20	AUT-1	STAMPFER Wolfgang	5.03	11	16.50	=12	30.59	=17	39.59	17	47.42	15	52.82	15	+0.77	145.7	90.5
				5.07	18	16.56	=13	30.62	12	39.59	=11	47.34	11	52.74	=11	+0.73	146.0	90.7
21	21	AUT-2	LOACKER Juergen	5.12	=22	16.76	26	30.88	=24	39.84	23	47.62	19	53.01	18	+0.96	146.3	90.9
				5.13	=23	16.73	25	30.86	23	39.88	23	47.67	21	53.09	19	+1.08	146.2	90.8
22	22	NED-1	van CALKER Edwin	5.14	24	16.73	24	30.82	22	39.78	21	47.84	22	55.01	26	+2.96	128.7	80.0
				5.05	=13	16.57	=15	30.68	16	39.66	=13	47.45	13	52.86	13	+0.85	146.2	90.8



RESULTS / RÉSULTATS

WED 17 FEB 2010 / MER 17 FEV 2010

Start Order	Bib No	Team	Pilot Name	Start Time	Rk	Int 1 Rk	Int 2 Rk	Int 3 Rk	Int 4 Rk	Finish Time	Rk	Time Behind	Speed (km/h)	Speed (mph)				
23	23	ITA-1	BERTAZZO Simone	4.96	=4	16.41	5	30.43	10	39.36	10	47.13	11	52.61	12	+0.56	146.9	91.3
				5.00	=4	16.46	4	30.63	13	39.69	=16	47.56	16	52.99	16	+0.98	145.4	90.3
24	24	ITA-2	TOSINI Fabrizio	5.10	21	16.62	21	30.70	=19	39.72	20	47.51	17	52.88	17	+0.83	146.6	91.1
				5.09	19	16.62	19	30.69	17	39.66	=13	47.72	22	DNF			128.9	80.1
25	25	SVK-1	JAGNESAK Milan	5.24	28	16.86	27	31.15	28	40.28	27	48.24	27	53.76	24	+1.71	143.3	89.0
				5.24	27	16.86	26	31.06	25	40.14	25	48.00	23	53.54	22	+1.53	144.1	89.5
26	26	POL-1	KUPCZYK Dawid	5.01	10	16.48	10	30.51	=12	39.50	16	47.33	14	52.77	14	+0.72	145.5	90.4
				5.06	=16	16.56	=13	30.58	9	39.54	=8	47.32	9	52.74	=11	+0.73	146.3	90.9
27	27	GER-1	LANGE Andre	4.92	1	16.33	1	30.26	1	39.14	=2	46.80	3	52.08	3	+0.03	148.9	92.5
				4.95	1	16.34	1	30.26	1	39.11	1	46.73	1	52.01	1	0.00	148.5	92.3
28	28	GER-2	FLORSCHUETZ Thomas	4.93	2	16.34	2	30.28	2	39.13	1	46.77	1	52.05	=1	0.00	149.6	92.9
				4.97	2	16.42	3	30.43	3	39.33	3	47.00	=2	52.33	3	+0.32	148.0	91.9
29	29	GER-3	ANGERER Karl	5.07	20	16.57	18	30.55	16	39.46	14	47.65	20	55.82	27	+3.77	121.2	75.3
				5.13	=23	16.66	=21	30.75	19	39.75	19	47.54	15	52.88	14	+0.87	146.7	91.2
30	30	GBR-1	JACKSON John	5.05	=14	16.53	=16	30.59	=17	39.63	18	47.44	16	52.85	16	+0.80	146.4	90.9
				5.05	=13	16.54	=11	30.65	15	39.69	=16	47.52	14	52.95	15	+0.94	145.7	90.5

LEGEND

= Equal sign indicates that two or more teams share the same rank

DNF Did not finish

DNS Did not start

Int Intermediate time

No Number

Rk Rank



PERFORMANCE ANALYSIS / ANALYSE DE LA PERFORMANCE

WED 17 FEB 2010 / MER 17 FEV 2010

Start Order	Bib No	Team	Pilot Name	Start Time	Rk	S-1 Rk	1-2 Rk	2-3 Rk	3-4 Rk	4-F Rk	Finish Time	Rk	Time Behind	Speed (km/h)	(mph)					
1	1	MON-1	SERVELLE Patrice	5.00	=6	11.44	=5	13.92	4	8.92	=10	7.78	=12	5.35	9	52.41	9	+0.36	147.0	91.3
				5.06	=16	11.52	=16	14.03	7	8.95	=6	7.75	=8	5.40	=11	52.71	8	+0.70	146.7	91.2
2	2	RUS-1	ZUBKOV Aleksandr	5.06	=18	11.44	=5	13.87	=1	8.86	3	7.66	=3	5.27	=2	52.16	4	+0.11	148.8	92.5
				5.00	=4	11.47	=6	14.04	=8	8.95	=6	7.74	7	5.37	8	52.57	6	+0.56	146.9	91.3
3	3	RUS-2	ABRAMOVITCH Dmitry	5.05	=14	11.47	=12	13.99	11	8.93	=13	7.74	9	5.36	10	52.54	11	+0.49	147.2	91.5
				5.04	=11	11.50	=13	14.07	=12	8.98	=12	7.76	10	5.38	=9	52.73	=9	+0.72	146.9	91.3
4	4	USA-1	HOLCOMB Steven	5.05	=14	11.44	=5	13.87	=1	8.87	4	7.68	7	5.29	7	52.20	=5	+0.15	148.4	92.2
				5.10	=20	11.47	=6	13.93	2	8.86	2	7.73	6	5.38	=9	52.47	5	+0.46	146.6	91.1
5	5	USA-2	NAPIER John	4.96	=4	11.46	11	13.98	=8	8.91	=8	7.75	10	5.34	8	52.40	8	+0.35	147.3	91.5
				5.01	7	11.48	=8	14.06	=10	8.97	=9	7.81	17	5.40	=11	52.73	=9	+0.72	146.3	90.9
6	6	USA-3	KOHN Mike	5.06	=18	11.55	21	14.16	23	9.02	=21	7.82	17	5.44	=17	53.05	19	+1.00	145.6	90.4
				5.10	=20	11.56	23	14.15	=20	9.05	21	7.80	16	5.40	=11	53.06	18	+1.05	146.5	91.0
7	7	CZE-1	DANILEVIC Ivo	5.04	=12	11.48	=15	14.02	=12	8.94	=15	7.81	=15	5.44	=17	52.73	13	+0.68	145.7	90.5
				5.03	=9	11.46	=4	14.15	=20	9.03	19	7.97	23	5.57	23	53.21	21	+1.20	142.1	88.3
8	8	ROU-1	ISTRATE Nicolae	5.12	=22	11.56	=22	14.20	24	9.05	24	7.87	22	5.46	20	53.26	20	+1.21	144.9	90.0
				5.10	=20	11.53	=19	14.08	14	9.02	=17	8.40	26	6.41	25	54.54	25	+2.53	124.8	77.5
9	9	LIE-1	KLINGLER Michael	5.31	29	11.67	28	14.26	=26	9.10	=25	7.86	21	5.49	22	53.69	23	+1.64	145.0	90.1
				5.27	28	11.70	28	14.35	26	9.18	=26	7.98	24	5.59	24	54.07	24	+2.06	142.5	88.6
10	10	SUI-1	HEFTI Beat	4.95	3	11.42	4	14.04	=15	8.92	=10	8.64	28	8.35	29	56.32	29	+4.27	116.7	72.5
11	11	SUI-2	RUEEGG Ivo	5.00	=6	11.44	=5	13.95	7	8.88	=5	7.66	=3	5.27	=2	52.20	=5	+0.15	149.0	92.5
				5.04	=11	11.48	=8	14.04	=8	8.98	=12	7.72	5	5.33	=4	52.59	7	+0.58	147.9	91.9
12	12	SUI-3	SCHMID Daniel	5.15	25	11.50	=18	14.05	17	8.94	=15	8.66	29	7.77	27	56.07	28	+4.02	117.3	72.9
				5.16	25	11.52	=16	14.14	19	8.98	=12	7.84	19	5.48	20	53.12	20	+1.11	144.9	90.0
13	13	LAT-1	MASKALANS Edgars	5.05	=14	11.48	=15	13.98	=8	8.90	7	7.69	8	5.37	=11	52.47	10	+0.42	148.2	92.1
				5.03	=9	11.49	=10	13.99	=3	8.93	5	7.70	4	5.32	3	52.46	4	+0.45	147.9	91.9
14	14	LAT-2	MININS Janis																	
15	15	JPN-1	SUZUKI Hiroshi	5.19	27	11.68	29	14.23	25	9.23	28	8.17	26	5.72	25	54.22	25	+2.17	138.6	86.1
				5.05	=13	11.65	26	14.21	24	9.14	25	8.45	27	9.02	26	57.52	26	+5.51	115.7	71.9
16	16	CAN-1	RUSH Lyndon	5.00	=6	11.40	1	13.90	3	8.84	1	7.65	2	5.26	1	52.05	=1	0.00	149.0	92.6
				5.00	=4	11.41	2	13.99	=3	8.92	4	7.68	3	5.31	2	52.31	2	+0.30	148.5	92.2
17	17	CAN-2	LUEDERS Pierre	5.00	=6	11.44	=5	14.04	=15	8.92	=10	7.67	6	5.27	=2	52.34	7	+0.29	149.1	92.6
				4.99	3	11.50	=13	14.27	25	9.09	24	7.79	=12	5.36	7	53.00	17	+0.99	146.4	91.0
18	18	AUS-1	SPRING Christopher	5.04	=12	11.56	=22	14.26	=26	9.29	29	7.99	24	5.54	24	53.68	22	+1.63	142.6	88.6
				5.02	8	11.55	22	15.63	28											
19	19	AUS-2	ROLLESTON Jeremy	5.16	26	11.59	=24	14.26	=26	9.10	=25	7.84	20	5.43	16	53.38	21	+1.33	145.8	90.6
				5.22	26	11.68	27	14.38	27	9.18	=26	7.94	22	5.52	21	53.92	23	+1.91	144.2	89.6
20	20	AUT-1	STAMPFER Wolfgang	5.03	11	11.47	=12	14.09	=20	9.00	20	7.83	=18	5.40	14	52.82	15	+0.77	145.7	90.5
				5.07	18	11.49	=10	14.06	=10	8.97	=9	7.75	=8	5.40	=11	52.74	=11	+0.73	146.0	90.7
21	21	AUT-2	LOACKER Juergen	5.12	=22	11.64	27	14.12	22	8.96	=17	7.78	=12	5.39	13	53.01	18	+0.96	146.3	90.9
				5.13	=23	11.60	24	14.13	18	9.02	=17	7.79	=12	5.42	=16	53.09	19	+1.08	146.2	90.8
22	22	NED-1	van CALKER Edwin	5.14	24	11.59	=24	14.09	=20	8.96	=17	8.06	25	7.17	26	55.01	26	+2.96	128.7	80.0
				5.05	=13	11.52	=16	14.11	=16	8.98	=12	7.79	=12	5.41	15	52.86	13	+0.85	146.2	90.8



PERFORMANCE ANALYSIS / ANALYSE DE LA PERFORMANCE

WED 17 FEB 2010 / MER 17 FEV 2010

Start Order	Bib No	Team	Pilot Name	Start Time	Rk	S-1 Rk	1-2 Rk	2-3 Rk	3-4 Rk	4-F Rk	Finish Time	Rk	Time Behind	Speed (km/h)	Speed (mph)					
23	23	ITA-1	BERTAZZO Simone	4.96	=4	11.45	10	14.02	=12	8.93	=13	7.77	11	5.48	21	52.61	12	+0.56	146.9	91.3
				5.00	=4	11.46	=4	14.17	22	9.06	22	7.87	21	5.43	=18	52.99	16	+0.98	145.4	90.3
24	24	ITA-2	TOSINI Fabrizio	5.10	21	11.52	20	14.08	19	9.02	=21	7.79	14	5.37	=11	52.88	17	+0.83	146.6	91.1
				5.09	19	11.53	=19	14.07	=12	8.97	=9	8.06	25			DNF			128.9	80.1
25	25	SVK-1	JAGNESAK Milan	5.24	28	11.62	26	14.29	29	9.13	27	7.96	23	5.52	23	53.76	24	+1.71	143.3	89.0
				5.24	27	11.62	25	14.20	23	9.08	23	7.86	20	5.54	22	53.54	22	+1.53	144.1	89.5
26	26	POL-1	KUPCZYK Dawid	5.01	10	11.47	=12	14.03	14	8.99	19	7.83	=18	5.44	=17	52.77	14	+0.72	145.5	90.4
				5.06	=16	11.50	=13	14.02	6	8.96	8	7.78	11	5.42	=16	52.74	=11	+0.73	146.3	90.9
27	27	GER-1	LANGE Andre	4.92	1	11.41	=2	13.93	5	8.88	=5	7.66	=3	5.28	=5	52.08	3	+0.03	148.9	92.5
				4.95	1	11.39	1	13.92	1	8.85	1	7.62	1	5.28	1	52.01	1	0.00	148.5	92.3
28	28	GER-2	FLORSCHUETZ Thomas	4.93	2	11.41	=2	13.94	6	8.85	2	7.64	1	5.28	=5	52.05	=1	0.00	149.6	92.9
				4.97	2	11.45	3	14.01	5	8.90	3	7.67	2	5.33	=4	52.33	3	+0.32	148.0	91.9
29	29	GER-3	ANGERER Karl	5.07	20	11.50	=18	13.98	=8	8.91	=8	8.19	27	8.17	28	55.82	27	+3.77	121.2	75.3
				5.13	=23	11.53	=19	14.09	15	9.00	16	7.79	=12	5.34	6	52.88	14	+0.87	146.7	91.2
30	30	GBR-1	JACKSON John	5.05	=14	11.48	=15	14.06	18	9.04	23	7.81	=15	5.41	15	52.85	16	+0.80	146.4	90.9
				5.05	=13	11.49	=10	14.11	=16	9.04	20	7.83	18	5.43	=18	52.95	15	+0.94	145.7	90.5

LEGEND

= Equal sign indicates that two or more teams share the same rank

1-2 Segment: 1st to 2nd intermediate point

2-3 Segment: 2nd to 3rd intermediate point

3-4 Segment: 3rd to 4th intermediate point

4-F Segment: 4th intermediate point to finish

DNF Did not finish

DNS Did not start

No Number

Rk Rank

S-1 Segment: Start to 1st intermediate point



RESULTS / RÉSULTATS

THU 18 FEB 2010 / JEU 18 FEV 2010

Start Order	Bib No	Team	Pilot Name	Start Time	Rk	Int 1 Rk	Int 2 Rk	Int 3 Rk	Int 4 Rk	Finish Time	Rk	Time Behind	Speed (km/h)	(mph)				
1	30	GBR-1	JACKSON John	4.93	4	16.33	3	30.37	3	39.39	4	47.22	5	52.65	6	+0.35	145.9	90.6
				4.99	=2	16.57	=1	30.71	=1	39.79	=1	47.72	3	53.28	3	+0.18	143.4	89.1
2	27	GER-1	LANGE Andre	5.03	=15	16.49	10	30.42	4	39.32	3	47.03	3	52.37	3	+0.07	147.7	91.8
				5.15	=18	16.81	12	30.96	9	40.00	7	47.85	=4	53.30	4	+0.20	145.3	90.3
3	28	GER-2	FLORSCHUETZ Thomas	4.91	2	16.30	2	30.30	2	39.22	2	46.95	2	52.31	2	+0.01	147.9	91.9
				4.99	=2	16.60	3	30.76	3	39.83	3	47.65	1	53.10	1	0.00	145.7	90.5
4	29	GER-3	ANGERER Karl	5.02	=12	16.51	=11	30.53	=7	39.44	5	47.18	4	52.56	4	+0.26	147.5	91.6
				5.13	=16	16.84	13	31.07	12	40.18	11	48.06	=10	53.56	10	+0.46	144.8	90.0
5	26	POL-1	KUPCZYK Dawid	5.04	=18	16.58	=15	30.67	14	39.70	14	47.56	14	53.07	15	+0.77	144.8	90.0
				5.06	8	16.72	=7	31.00	=10	40.20	12	48.23	15	53.88	=15	+0.78	141.5	87.9
6	25	SVK-1	JAGNESAK Milan	5.28	28	16.88	26	31.04	=22	40.13	22	48.04	21	53.59	21	+1.29	143.8	89.4
				5.18	22	16.87	17	31.23	19	40.48	21	48.88	23	56.98	27	+3.88	119.4	74.2
7	23	ITA-1	BERTAZZO Simone	4.96	7	16.46	6	30.61	11	39.67	13	47.50	13	52.96	13	+0.66	145.8	90.6
				5.08	=9	16.80	11	31.00	=10	40.11	10	48.06	=10	53.64	=11	+0.54	142.7	88.7
8	24	ITA-2	TOSINI Fabrizio	5.06	22	16.60	=18	30.75	=17	39.77	15	47.57	15	52.98	14	+0.68	146.0	90.7
				5.15	=18	16.91	20	31.25	20	40.42	19	48.43	18	54.05	19	+0.95	141.6	88.0
9	22	NED-1	van CALKER Edwin	4.95	6	16.48	=7	30.59	10	39.59	=9	47.46	11	52.92	=11	+0.62	145.2	90.2
				5.02	4	16.66	4	30.85	4	39.97	=4	47.94	8	53.52	=8	+0.42	143.0	88.9
10	20	AUT-1	STAMPFER Wolfgang	5.03	=15	16.55	14	30.64	13	39.62	11	47.42	9	52.84	8	+0.54	146.6	91.1
				5.12	=14	16.85	=14	31.12	13	40.22	13	48.22	14	53.85	14	+0.75	141.2	87.7
11	21	AUT-2	LOACKER Juergen	5.02	=12	16.58	=15	30.78	19	39.92	19	47.78	19	53.23	18	+0.93	145.3	90.3
				5.12	=14	16.89	=18	31.18	=16	40.34	16	48.31	16	53.88	=15	+0.78	142.9	88.8
12	18	AUS-1	SPRING Christopher	5.21	26	16.89	27	31.17	25	40.43	=24	48.42	25	54.00	24	+1.70	143.2	88.9
				5.13	=16	16.97	23	31.50	=23	40.83	25	48.92	25	54.61	24	+1.51	140.8	87.5
13	19	AUS-2	ROLLESTON Jeremy	5.20	25	16.87	25	31.22	27	40.44	26	48.45	26	54.07	=25	+1.77	142.4	88.4
				5.28	25	17.09	=24	31.57	26	40.95	26	49.08	26	54.81	25	+1.71	140.1	87.0
14	16	CAN-1	RUSH Lyndon	4.86	1	16.27	1	30.23	1	39.16	1	46.93	1	52.30	1	0.00	146.9	91.2
				4.96	1	16.57	=1	30.71	=1	39.79	=1	47.70	2	53.21	2	+0.11	143.7	89.3
15	17	CAN-2	LUEDERS Pierre	4.92	3	16.35	4	30.52	=5	39.59	=9	47.41	8	52.86	9	+0.56	145.9	90.6
				5.05	=6	16.71	6	30.89	=5	39.97	=4	47.85	=4	53.34	5	+0.24	144.6	89.9
16	15	JPN-1	SUZUKI Hiroshi	5.16	24	16.83	24	31.20	26	40.46	27	49.08	27	57.46	27	+5.16	116.1	72.1
17	13	LAT-1	MASKALANS Edgars	4.99	=9	16.52	13	30.63	12	39.65	12	47.47	12	52.92	=11	+0.62	145.5	90.4
				5.08	=9	16.76	9	30.93	8	40.02	8	47.91	7	53.40	7	+0.30	144.3	89.6
18	14	LAT-2	MININS Janis															
19	10	SUI-1	HEFTI Beat															
20	11	SUI-2	RUEEGG Ivo	4.99	=9	16.48	=7	30.54	9	39.50	6	47.24	6	52.59	5	+0.29	147.4	91.6
				5.05	=6	16.70	5	30.91	7	40.05	9	47.99	9	53.52	=8	+0.42	143.7	89.3
21	12	SUI-3	SCHMID Daniel	5.15	23	16.77	23	31.00	21	40.12	21	48.07	22	53.62	22	+1.32	143.6	89.2
				5.24	24	17.09	=24	31.50	=23	40.78	24	48.90	24	54.58	23	+1.48	140.3	87.2
22	9	LIE-1	KLINGLER Michael	5.23	27	16.92	28	31.25	28	40.43	=24	48.41	24	54.07	=25	+1.77	141.9	88.1
				5.31	26	17.15	26	31.62	27	40.99	27	49.24	27	55.04	26	+1.94	138.6	86.1



RESULTS / RÉSULTATS

THU 18 FEB 2010 / JEU 18 FEV 2010

Start Order	Bib No	Team	Pilot Name	Start Time	Rk	Int 1	Rk	Int 2	Rk	Int 3	Rk	Int 4	Rk	Finish Time	Rk	Time Behind	Speed (km/h)	(mph)
23	8	ROU-1	ISTRATE Nicolae	5.04	=18	16.61	=20	30.82	20	39.93	20	47.90	20	53.46	20	+1.16	142.7	88.6
				5.11	=12	16.85	=14	31.21	18	40.41	18	48.46	=19	54.08	21	+0.98	141.6	88.0
24	7	CZE-1	DANILEVIC Ivo	5.03	=15	16.60	=18	31.04	=22	42.27	28	53.87	28	DNF			95.3	59.2
				5.38	27	17.21	27	31.52	25	40.71	23	48.74	22	54.33	22	+1.23	142.2	88.3
25	4	USA-1	HOLCOMB Steven	4.98	8	16.48	=7	30.52	=5	39.55	8	47.43	10	52.91	10	+0.61	144.9	90.0
				5.16	=20	16.89	=18	31.15	14	40.27	14	48.20	13	53.72	13	+0.62	143.7	89.3
26	5	USA-2	NAPIER John	4.99	=9	16.51	=11	30.70	15	39.78	16	47.69	17	53.20	17	+0.90	144.1	89.5
				5.08	=9	16.78	10	31.18	=16	40.38	17	48.39	17	53.96	17	+0.86	142.6	88.6
27	6	USA-3	KOHN Mike	5.02	=12	16.58	=15	30.74	16	39.83	18	47.74	18	53.28	19	+0.98	144.1	89.5
				5.16	=20	16.92	21	31.26	21	40.46	20	48.46	=19	54.03	18	+0.93	143.3	89.0
28	2	RUS-1	ZUBKOV Aleksandr	4.94	5	16.44	5	30.53	=7	39.52	7	47.36	7	52.81	7	+0.51	145.5	90.4
				5.04	5	16.72	=7	30.89	=5	39.97	=4	47.89	6	53.38	6	+0.28	144.2	89.6
29	3	RUS-2	ABRAMOVITCH Dmitry	5.04	=18	16.61	=20	30.75	=17	39.79	17	47.66	16	53.14	16	+0.84	145.3	90.3
				5.11	=12	16.86	16	31.16	15	40.30	15	48.19	12	53.64	=11	+0.54	145.0	90.1
30	1	MON-1	SERVELLE Patrice	5.05	21	16.67	22	31.14	24	40.34	23	48.28	23	53.81	23	+1.51	144.1	89.5
				5.21	23	16.96	22	31.30	22	40.51	22	48.49	21	54.06	20	+0.96	143.0	88.9

LEGEND

= Equal sign indicates that two or more teams share the same rank

DNF Did not finish

DNS Did not start

Int Intermediate time

No Number

Rk Rank



PERFORMANCE ANALYSIS / ANALYSE DE LA PERFORMANCE

THU 18 FEB 2010 / JEU 18 FEV 2010

Start Order	Bib No	Team	Pilot Name	Start Time	Rk	S-1 Rk	1-2 Rk	2-3 Rk	3-4 Rk	4-F Rk	Finish Time	Rk	Time Behind	Speed (km/h)	Speed (mph)					
1	30	GBR-1	JACKSON John	4.93	4	11.40	2	14.04	=5	9.02	=9	7.83	=10	5.43	8	52.65	6	+0.35	145.9	90.6
				4.99	=2	11.58	1	14.14	=1	9.08	=3	7.93	=9	5.56	11	53.28	3	+0.18	143.4	89.1
2	27	GER-1	LANGE Andre	5.03	=15	11.46	5	13.93	1	8.90	1	7.71	1	5.34	1	52.37	3	+0.07	147.7	91.8
				5.15	=18	11.66	=6	14.15	3	9.04	1	7.85	2	5.45	=1	53.30	4	+0.20	145.3	90.3
3	28	GER-2	FLORSCHUETZ Thomas	4.91	2	11.39	1	14.00	3	8.92	3	7.73	2	5.36	3	52.31	2	+0.01	147.9	91.9
				4.99	=2	11.61	=2	14.16	4	9.07	2	7.82	1	5.45	=1	53.10	1	0.00	145.7	90.5
4	29	GER-3	ANGERER Karl	5.02	=12	11.49	=6	14.02	4	8.91	2	7.74	=3	5.38	5	52.56	4	+0.26	147.5	91.6
				5.13	=16	11.71	13	14.23	11	9.11	=9	7.88	=3	5.50	7	53.56	10	+0.46	144.8	90.0
5	26	POL-1	KUPCZYK Dawid	5.04	=18	11.54	=15	14.09	=8	9.03	=12	7.86	=13	5.51	=17	53.07	15	+0.77	144.8	90.0
				5.06	8	11.66	=6	14.28	14	9.20	=18	8.03	=20	5.65	22	53.88	=15	+0.78	141.5	87.9
6	25	SVK-1	JAGNESAK Milan	5.28	28	11.60	22	14.16	=16	9.09	=18	7.91	=18	5.55	=21	53.59	21	+1.29	143.8	89.4
				5.18	22	11.69	11	14.36	=21	9.25	23	8.40	27	8.10	27	56.98	27	+3.88	119.4	74.2
7	23	ITA-1	BERTAZZO Simone	4.96	7	11.50	=8	14.15	=14	9.06	15	7.83	=10	5.46	=13	52.96	13	+0.66	145.8	90.6
				5.08	=9	11.72	14	14.20	9	9.11	=9	7.95	12	5.58	=16	53.64	=11	+0.54	142.7	88.7
8	24	ITA-2	TOSINI Fabrizio	5.06	22	11.54	=15	14.15	=14	9.02	=9	7.80	=6	5.41	6	52.98	14	+0.68	146.0	90.7
				5.15	=18	11.76	=20	14.34	=18	9.17	16	8.01	=18	5.62	=19	54.05	19	+0.95	141.6	88.0
9	22	NED-1	van CALKER Edwin	4.95	6	11.53	=13	14.11	=11	9.00	8	7.87	=15	5.46	=13	52.92	=11	+0.62	145.2	90.2
				5.02	4	11.64	4	14.19	8	9.12	=11	7.97	=13	5.58	=16	53.52	=8	+0.42	143.0	88.9
10	20	AUT-1	STAMPFER Wolfgang	5.03	=15	11.52	=11	14.09	=8	8.98	6	7.80	=6	5.42	7	52.84	8	+0.54	146.6	91.1
				5.12	=14	11.73	=15	14.27	13	9.10	8	8.00	=16	5.63	21	53.85	14	+0.75	141.2	87.7
11	21	AUT-2	LOACKER Juergen	5.02	=12	11.56	=17	14.20	20	9.14	22	7.86	=13	5.45	=9	53.23	18	+0.93	145.3	90.3
				5.12	=14	11.77	22	14.29	15	9.16	15	7.97	=13	5.57	=12	53.88	=15	+0.78	142.9	88.8
12	18	AUS-1	SPRING Christopher	5.21	26	11.68	27	14.28	23	9.26	=26	7.99	25	5.58	24	54.00	24	+1.70	143.2	88.9
				5.13	=16	11.84	=25	14.53	27	9.33	25	8.09	23	5.69	24	54.61	24	+1.51	140.8	87.5
13	19	AUS-2	ROLLESTON Jeremy	5.20	25	11.67	=25	14.35	25	9.22	25	8.01	26	5.62	25	54.07	=25	+1.77	142.4	88.4
				5.28	25	11.81	23	14.48	26	9.38	27	8.13	25	5.73	25	54.81	25	+1.71	140.1	87.0
14	16	CAN-1	RUSH Lyndon	4.86	1	11.41	3	13.96	2	8.93	4	7.77	5	5.37	4	52.30	1	0.00	146.9	91.2
				4.96	1	11.61	=2	14.14	=1	9.08	=3	7.91	7	5.51	8	53.21	2	+0.11	143.7	89.3
15	17	CAN-2	LUEDERS Pierre	4.92	3	11.43	4	14.17	18	9.07	16	7.82	=8	5.45	=9	52.86	9	+0.56	145.9	90.6
				5.05	=6	11.66	=6	14.18	7	9.08	=3	7.88	=3	5.49	=4	53.34	5	+0.24	144.6	89.9
16	15	JPN-1	SUZUKI Hiroshi	5.16	24	11.67	=25	14.37	26	9.26	=26	8.62	27	8.38	27	57.46	27	+5.16	116.1	72.1
																DNS				
17	13	LAT-1	MASKALANS Edgars	4.99	=9	11.53	=13	14.11	=11	9.02	=9	7.82	=8	5.45	=9	52.92	=11	+0.62	145.5	90.4
				5.08	=9	11.68	=9	14.17	=5	9.09	7	7.89	=5	5.49	=4	53.40	7	+0.30	144.3	89.6
18	14	LAT-2	MININS Janis													DNS				
																DNS				
19	10	SUI-1	HEFTI Beat													DNS				
																DNS				
20	11	SUI-2	RUEEGG Ivo	4.99	=9	11.49	=6	14.06	7	8.96	5	7.74	=3	5.35	2	52.59	5	+0.29	147.4	91.6
				5.05	=6	11.65	5	14.21	10	9.14	=13	7.94	11	5.53	10	53.52	=8	+0.42	143.7	89.3
21	12	SUI-3	SCHMID Daniel	5.15	23	11.62	=23	14.23	22	9.12	21	7.95	22	5.55	=21	53.62	22	+1.32	143.6	89.2
				5.24	24	11.85	27	14.41	24	9.28	24	8.12	24	5.68	23	54.58	23	+1.48	140.3	87.2
22	9	LIE-1	KLINGLER Michael	5.23	27	11.69	28	14.33	24	9.18	23	7.98	24	5.66	26	54.07	=25	+1.77	141.9	88.1
				5.31	26	11.84	=25	14.47	25	9.37	26	8.25	26	5.80	26	55.04	26	+1.94	138.6	86.1



PERFORMANCE ANALYSIS / ANALYSE DE LA PERFORMANCE

THU 18 FEB 2010 / JEU 18 FEV 2010

Start Order	Bib No	Team	Pilot Name	Start Time	Rk	S-1 Rk	1-2 Rk	2-3 Rk	3-4 Rk	4-F Rk	Finish Time	Rk	Time Behind	Speed (km/h)	Speed (mph)					
23	8	ROU-1	ISTRATE Nicolae	5.04	=18	11.57	=19	14.21	21	9.11	20	7.97	23	5.56	23	53.46	20	+1.16	142.7	88.6
				5.11	=12	11.74	17	14.36	=21	9.20	=18	8.05	22	5.62	=19	54.08	21	+0.98	141.6	88.0
24	7	CZE-1	DANILEVIC Ivo	5.03	=15	11.57	=19	14.44	27	11.23	28	11.60	28	DNF					95.3	59.2
				5.38	27	11.83	24	14.31	17	9.19	17	8.03	=20	5.59	18	54.33	22	+1.23	142.2	88.3
25	4	USA-1	HOLCOMB Steven	4.98	8	11.50	=8	14.04	=5	9.03	=12	7.88	17	5.48	=15	52.91	10	+0.61	144.9	90.0
				5.16	=20	11.73	=15	14.26	12	9.12	=11	7.93	=9	5.52	9	53.72	13	+0.62	143.7	89.3
26	5	USA-2	NAPIER John	4.99	=9	11.52	=11	14.19	19	9.08	17	7.91	=18	5.51	=17	53.20	17	+0.90	144.1	89.5
				5.08	=9	11.70	12	14.40	23	9.20	=18	8.01	=18	5.57	=12	53.96	17	+0.86	142.6	88.6
27	6	USA-3	KOHN Mike	5.02	=12	11.56	=17	14.16	=16	9.09	=18	7.91	=18	5.54	20	53.28	19	+0.98	144.1	89.5
				5.16	=20	11.76	=20	14.34	=18	9.20	=18	8.00	=16	5.57	=12	54.03	18	+0.93	143.3	89.0
28	2	RUS-1	ZUBKOV Aleksandr	4.94	5	11.50	=8	14.09	=8	8.99	7	7.84	12	5.45	=9	52.81	7	+0.51	145.5	90.4
				5.04	5	11.68	=9	14.17	=5	9.08	=3	7.92	8	5.49	=4	53.38	6	+0.28	144.2	89.6
29	3	RUS-2	ABRAMOVITCH Dmitry	5.04	=18	11.57	=19	14.14	13	9.04	14	7.87	=15	5.48	=15	53.14	16	+0.84	145.3	90.3
				5.11	=12	11.75	=18	14.30	16	9.14	=13	7.89	=5	5.45	=1	53.64	=11	+0.54	145.0	90.1
30	1	MON-1	SERVELLE Patrice	5.05	21	11.62	=23	14.47	28	9.20	24	7.94	21	5.53	19	53.81	23	+1.51	144.1	89.5
				5.21	23	11.75	=18	14.34	=18	9.21	22	7.98	15	5.57	=12	54.06	20	+0.96	143.0	88.9

LEGEND

= Equal sign indicates that two or more teams share the same rank

1-2 Segment: 1st to 2nd intermediate point

2-3 Segment: 2nd to 3rd intermediate point

3-4 Segment: 3rd to 4th intermediate point

4-F Segment: 4th intermediate point to finish

DNF Did not finish

DNS Did not start

No Number

Rk Rank

S-1 Segment: Start to 1st intermediate point



RESULTS / RÉSULTATS

FRI 19 FEB 2010 / VEN 19 FEV 2010

Start Order	Bib No	Team	Pilot Name	Start Time	Rk	Int 1 Rk	Int 2 Rk	Int 3 Rk	Int 4 Rk	Finish Time	Rk	Time Behind	Speed (km/h)	Speed (mph)				
1	30	GBR-1	JACKSON John	4.95	=7	16.37	5	30.41	=9	39.43	=11	47.19	=9	52.52	9	+0.64	147.5	91.6
				5.01	=6	16.53	6	30.61	=6	39.63	9	47.42	10	52.83	10	+0.77	146.9	91.3
2	25	SVK-1	JAGNESAK Milan	5.08	22	16.59	18	30.61	=15	39.59	18	47.38	18	52.80	17	+0.92	146.4	91.0
				5.12	=17	16.71	16	30.87	16	39.95	17	47.98	18	53.73	20	+1.67	139.1	86.4
3	18	AUS-1	SPRING Christopher	5.09	=23	16.67	23	30.84	23	39.95	23	47.82	22	53.30	21	+1.42	144.5	89.8
				5.10	16	16.76	18	31.04	20	40.20	20	48.14	19	53.70	19	+1.64	142.9	88.8
4	19	AUS-2	ROLLESTON Jeremy											DNS				
														DNS				
5	10	SUI-1	HEFTI Beat											DNS				
														DNS				
6	11	SUI-2	RUEEGG Ivo	4.93	=3	16.34	1	30.21	1	39.03	1	46.65	1	51.88	1	0.00	149.6	93.0
														DNS				
7	12	SUI-3	SCHMID Daniel	4.96	9	16.39	=6	30.37	7	39.30	8	47.37	=16	54.45	24	+2.57	128.0	79.5
														DNS				
8	2	RUS-1	ZUBKOV Aleksandr	4.97	=10	16.43	=9	30.33	5	39.25	=5	46.96	6	52.26	6	+0.38	148.2	92.1
				5.06	=12	16.62	=11	30.67	10	39.65	10	47.40	9	52.74	7	+0.68	147.2	91.5
9	3	RUS-2	ABRAMOVITCH Dmitry	4.98	12	16.46	=11	30.41	=9	39.29	7	46.97	7	52.25	5	+0.37	148.9	92.5
				5.14	19	16.77	19	30.89	17	39.87	16	47.65	15	53.00	15	+0.94	146.8	91.2
10	7	CZE-1	DANILEVIC Ivo	4.99	13	16.46	=11	30.40	8	39.34	9	47.26	=13	52.78	15	+0.90	143.2	89.0
				5.03	8	16.57	=7	30.68	11	39.71	12	47.56	13	52.97	12	+0.91	145.7	90.5
11	27	GER-1	LANGE Andre	4.91	2	16.36	4	30.35	6	39.25	=5	46.92	5	52.20	4	+0.32	148.7	92.4
				4.92	2	16.34	1	30.27	1	39.15	1	46.80	1	52.06	1	0.00	148.7	92.4
12	28	GER-2	FLORSCHUETZ Thomas	4.93	=3	16.35	=2	30.29	=3	39.16	4	46.79	3	52.07	3	+0.19	149.3	92.8
				4.95	=3	16.41	4	30.39	3	39.31	3	47.01	2	52.33	2	+0.27	148.2	92.1
13	29	GER-3	ANGERER Karl	4.94	=5	16.35	=2	30.25	2	39.10	2	46.85	4	52.27	7	+0.39	145.3	90.3
				4.95	=3	16.40	3	30.34	2	39.27	2	47.08	3	52.50	3	+0.44	145.2	90.2
14	22	NED-1	van CALKER Edwin	5.03	=16	16.64	20	30.61	=15	39.51	14	47.24	11	52.63	13	+0.75	147.1	91.4
				4.91	1	16.36	2	30.44	4	39.42	4	47.22	5	52.62	=5	+0.56	146.2	90.8
15	1	MON-1	SERVELLE Patrice											DNS				
														DNS				
16	23	ITA-1	BERTAZZO Simone	4.90	1	16.41	8	30.51	13	39.46	13	47.25	12	52.68	14	+0.80	145.7	90.5
				5.01	=6	16.62	=11	30.73	13	39.72	13	47.55	12	52.96	11	+0.90	146.2	90.8
17	24	ITA-2	TOSINI Fabrizio											DSQ				
														DNS				
18	20	AUT-1	STAMPFER Wolfgang	5.02	15	16.54	15	30.62	=17	39.56	16	47.26	=13	52.58	11	+0.70	148.2	92.1
				5.06	=12	16.60	9	30.61	=6	39.52	6	47.32	7	52.76	8	+0.70	144.9	90.0
19	21	AUT-2	LOACKER Juergen	5.07	21	16.66	22	30.65	19	39.60	19	47.84	23	56.66	25	+4.78	119.8	74.4
														DNS				
20	8	ROU-1	ISTRATE Nicolae	4.97	=10	16.49	13	30.66	20	39.78	21	47.68	20	53.14	=19	+1.26	144.5	89.8
				5.20	21	16.85	=20	30.94	18	40.00	18	47.83	17	53.28	17	+1.22	145.8	90.6
21	9	LIE-1	KLINGLER Michael	5.16	25	16.77	25	30.92	25	40.04	25	47.91	24	53.38	22	+1.50	145.1	90.1
				5.17	20	16.85	=20	31.15	21	40.29	21	48.17	20	53.64	18	+1.58	144.7	89.9
22	16	CAN-1	RUSH Lyndon	4.95	=7	16.39	=6	30.29	=3	39.12	3	46.77	2	52.05	2	+0.17	148.8	92.5
														DNS				



RESULTS / RÉSULTATS

FRI 19 FEB 2010 / VEN 19 FEV 2010

Start Order	Bib No	Team	Pilot Name	Start Time	Rk	Int 1 Rk	Int 2 Rk	Int 3 Rk	Int 4 Rk	Finish Time	Rk	Time Behind	Speed (km/h)	Speed (mph)				
23	17	CAN-2	LUEDERS Pierre	4.94	=5	16.43	=9	30.48	12	39.43	=11	47.19	=9	52.55	10	+0.67	147.0	91.3
				4.98	5	16.52	5	30.53	5	39.48	5	47.21	4	52.51	4	+0.45	148.1	92.0
24	15	JPN-1	SUZUKI Hiroshi	5.09	=23	16.69	24	30.86	24	39.99	24	47.95	25	53.51	23	+1.63	142.6	88.6
				5.12	=17	16.73	17	30.97	19	40.19	19	48.19	21	53.79	21	+1.73	141.6	88.0
25	13	LAT-1	MASKALANS Edgars	5.03	=16	16.57	17	30.59	14	39.52	15	47.28	15	52.61	12	+0.73	147.3	91.5
				5.04	=9	16.65	=13	30.77	14	39.75	14	47.57	14	52.98	13	+0.92	145.5	90.4
26	14	LAT-2	MININS Janis											DNS				
														DNS				
27	26	POL-1	KUPCZYK Dawid	5.05	=19	16.65	21	30.83	22	39.86	22	47.69	21	53.14	=19	+1.26	145.2	90.2
				5.07	=14	16.67	15	30.80	15	39.84	15	47.69	16	53.15	16	+1.09	145.0	90.1
28	4	USA-1	HOLCOMB Steven	5.01	14	16.50	14	30.46	11	39.38	10	47.11	8	52.43	8	+0.55	147.5	91.6
				5.05	11	16.61	10	30.62	=8	39.54	7	47.28	6	52.62	=5	+0.56	147.0	91.3
29	5	USA-2	NAPIER John	5.03	=16	16.56	16	30.62	=17	39.58	17	47.37	=16	52.79	16	+0.91	145.9	90.6
				5.04	=9	16.57	=7	30.62	=8	39.59	8	47.38	8	52.78	9	+0.72	146.3	90.9
30	6	USA-3	KOHN Mike	5.05	=19	16.61	19	30.68	21	39.67	20	47.45	19	52.82	18	+0.94	146.8	91.2
				5.07	=14	16.65	=13	30.71	12	39.68	11	47.52	11	52.99	14	+0.93	144.1	89.5

LEGEND

= Equal sign indicates that two or more teams share the same rank

DNS Did not start

DSQ Disqualified

Int Intermediate time

No Number

Rk Rank



PERFORMANCE ANALYSIS / ANALYSE DE LA PERFORMANCE

FRI 19 FEB 2010 / VEN 19 FEV 2010

Start Order	Bib No	Team	Pilot Name	Start Time	Rk	S-1 Rk	1-2 Rk	2-3 Rk	3-4 Rk	4-F Rk	Finish Time	Rk	Time Behind	Speed (km/h)	Speed (mph)
1	30	GBR-1	JACKSON John	4.95	=7	11.42 =3	14.04 15	9.02 20	7.76 =11	5.33 =9	52.52	9	+0.64	147.5	91.6
				5.01	=6	11.52 =5	14.08 =10	9.02 14	7.79 =7	5.41 =9	52.83	10	+0.77	146.9	91.3
2	25	SVK-1	JAGNESAK Milan	5.08	22	11.51 =13	14.02 =13	8.98 18	7.79 =15	5.42 =14	52.80	17	+0.92	146.4	91.0
				5.12	=17	11.59 13	14.16 18	9.08 18	8.03 21	5.75 21	53.73	20	+1.67	139.1	86.4
3	18	AUS-1	SPRING Christopher	5.09	=23	11.58 20	14.17 =22	9.11 22	7.87 =19	5.48 21	53.30	21	+1.42	144.5	89.8
				5.10	16	11.66 20	14.28 20	9.16 20	7.94 19	5.56 19	53.70	19	+1.64	142.9	88.8
4	19	AUS-2	ROLLESTON Jeremy												
5	10	SUI-1	HEFTI Beat												
6	11	SUI-2	RUEEGG Ivo	4.93	=3	11.41 =1	13.87 1	8.82 1	7.62 1	5.23 1	51.88	1	0.00	149.6	93.0
7	12	SUI-3	SCHMID Daniel	4.96	9	11.43 5	13.98 10	8.93 =10	8.07 24	7.08 24	54.45	24	+2.57	128.0	79.5
8	2	RUS-1	ZUBKOV Aleksandr	4.97	=10	11.46 8	13.90 =2	8.92 =8	7.71 7	5.30 6	52.26	6	+0.38	148.2	92.1
				5.06	=12	11.56 =10	14.05 =7	8.98 =9	7.75 5	5.34 =4	52.74	7	+0.68	147.2	91.5
9	3	RUS-2	ABRAMOVITCH Dmitry	4.98	12	11.48 10	13.95 7	8.88 5	7.68 5	5.28 =2	52.25	5	+0.37	148.9	92.5
				5.14	19	11.63 18	14.12 =15	8.98 =9	7.78 6	5.35 6	53.00	15	+0.94	146.8	91.2
10	7	CZE-1	DANILEVIC Ivo	4.99	13	11.47 9	13.94 =5	8.94 =12	7.92 22	5.52 22	52.78	15	+0.90	143.2	89.0
				5.03	8	11.54 =7	14.11 =13	9.03 15	7.85 =16	5.41 =9	52.97	12	+0.91	145.7	90.5
11	27	GER-1	LANGE Andre	4.91	2	11.45 7	13.99 =11	8.90 =6	7.67 4	5.28 =2	52.20	4	+0.32	148.7	92.4
				4.92	2	11.42 1	13.93 1	8.88 1	7.65 1	5.26 1	52.06	1	0.00	148.7	92.4
12	28	GER-2	FLORSCHUETZ Thomas	4.93	=3	11.42 =3	13.94 =5	8.87 4	7.63 2	5.28 =2	52.07	3	+0.19	149.3	92.8
				4.95	=3	11.46 4	13.98 3	8.92 =3	7.70 2	5.32 3	52.33	2	+0.27	148.2	92.1
13	29	GER-3	ANGERER Karl	4.94	=5	11.41 =1	13.90 =2	8.85 3	7.75 10	5.42 =14	52.27	7	+0.39	145.3	90.3
				4.95	=3	11.45 =2	13.94 2	8.93 5	7.81 11	5.42 13	52.50	3	+0.44	145.2	90.2
14	22	NED-1	van CALKER Edwin	5.03	=16	11.61 =24	13.97 9	8.90 =6	7.73 =8	5.39 13	52.63	13	+0.75	147.1	91.4
				4.91	1	11.45 =2	14.08 =10	8.98 =9	7.80 =9	5.40 =7	52.62	=5	+0.56	146.2	90.8
15	1	MON-1	SERVELLE Patrice												
16	23	ITA-1	BERTAZZO Simone	4.90	1	11.51 =13	14.10 20	8.95 =14	7.79 =15	5.43 17	52.68	14	+0.80	145.7	90.5
				5.01	=6	11.61 =15	14.11 =13	8.99 13	7.83 =13	5.41 =9	52.96	11	+0.90	146.2	90.8
17	24	ITA-2	TOSINI Fabrizio												
18	20	AUT-1	STAMPFER Wolfgang	5.02	15	11.52 =15	14.08 19	8.94 =12	7.70 6	5.32 =7	52.58	11	+0.70	148.2	92.1
				5.06	=12	11.54 =7	14.01 =4	8.91 2	7.80 =9	5.44 14	52.76	8	+0.70	144.9	90.0
19	21	AUT-2	LOACKER Juergen	5.07	21	11.59 21	13.99 =11	8.95 =14	8.24 25	8.82 25	56.66	25	+4.78	119.8	74.4
20	8	ROU-1	ISTRATE Nicolae	4.97	=10	11.52 =15	14.17 =22	9.12 =23	7.90 21	5.46 19	53.14	=19	+1.26	144.5	89.8
				5.20	21	11.65 19	14.09 12	9.06 17	7.83 =13	5.45 15	53.28	17	+1.22	145.8	90.6
21	9	LIE-1	KLINGLER Michael	5.16	25	11.61 =24	14.15 21	9.12 =23	7.87 =19	5.47 20	53.38	22	+1.50	145.1	90.1
				5.17	20	11.68 21	14.30 21	9.14 19	7.88 18	5.47 =17	53.64	18	+1.58	144.7	89.9
22	16	CAN-1	RUSH Lyndon	4.95	=7	11.44 6	13.90 =2	8.83 2	7.65 3	5.28 =2	52.05	2	+0.17	148.8	92.5



PERFORMANCE ANALYSIS / ANALYSE DE LA PERFORMANCE

FRI 19 FEB 2010 / VEN 19 FEV 2010

Start Order	Bib No	Team	Pilot Name	Start Time	Rk	S-1 Rk	1-2 Rk	2-3 Rk	3-4 Rk	4-F Rk	Finish Time	Rk	Time Behind	Speed (km/h)	Speed (mph)					
23	17	CAN-2	LUEDERS Pierre	4.94	=5	11.49	=11	14.05	16	8.95	=14	7.76	=11	5.36	11	52.55	10	+0.67	147.0	91.3
				4.98	5	11.54	=7	14.01	=4	8.95	6	7.73	3	5.30	2	52.51	4	+0.45	148.1	92.0
24	15	JPN-1	SUZUKI Hiroshi	5.09	=23	11.60	=22	14.17	=22	9.13	25	7.96	23	5.56	23	53.51	23	+1.63	142.6	88.6
				5.12	=17	11.61	=15	14.24	19	9.22	21	8.00	20	5.60	20	53.79	21	+1.73	141.6	88.0
25	13	LAT-1	MASKALANS Edgars	5.03	=16	11.54	18	14.02	=13	8.93	=10	7.76	=11	5.33	=9	52.61	12	+0.73	147.3	91.5
				5.04	=9	11.61	=15	14.12	=15	8.98	=9	7.82	12	5.41	=9	52.98	13	+0.92	145.5	90.4
26	14	LAT-2	MININS Janis													DNS				
																DNS				
27	26	POL-1	KUPCZYK Dawid	5.05	=19	11.60	=22	14.18	25	9.03	21	7.83	18	5.45	18	53.14	=19	+1.26	145.2	90.2
				5.07	=14	11.60	14	14.13	17	9.04	16	7.85	=16	5.46	16	53.15	16	+1.09	145.0	90.1
28	4	USA-1	HOLCOMB Steven	5.01	14	11.49	=11	13.96	8	8.92	=8	7.73	=8	5.32	=7	52.43	8	+0.55	147.5	91.6
				5.05	11	11.56	=10	14.01	=4	8.92	=3	7.74	4	5.34	=4	52.62	=5	+0.56	147.0	91.3
29	5	USA-2	NAPIER John	5.03	=16	11.53	17	14.06	17	8.96	17	7.79	=15	5.42	=14	52.79	16	+0.91	145.9	90.6
				5.04	=9	11.53	6	14.05	=7	8.97	=7	7.79	=7	5.40	=7	52.78	9	+0.72	146.3	90.9
30	6	USA-3	KOHN Mike	5.05	=19	11.56	19	14.07	18	8.99	19	7.78	14	5.37	12	52.82	18	+0.94	146.8	91.2
				5.07	=14	11.58	12	14.06	9	8.97	=7	7.84	15	5.47	=17	52.99	14	+0.93	144.1	89.5

LEGEND

= Equal sign indicates that two or more teams share the same rank

1-2 Segment: 1st to 2nd intermediate point

2-3 Segment: 2nd to 3rd intermediate point

3-4 Segment: 3rd to 4th intermediate point

4-F Segment: 4th intermediate point to finish

DNS Did not start

DSQ Disqualified

No Number

Rk Rank

S-1 Segment: Start to 1st intermediate point



TEAM CAPTAINS MEETING MINUTES

FRI 19 FEB / VEN 19 FÉV START TIME / DÉBUT 13:00

Astrid Wolf
Race Director

Welcomes all to the meeting and passes the word over to the Jury president.

Manfred Schulte
Jury President

Welcomes all on behalf of the Jury. Three days of training have been completed. On the first day of training we experienced quite a number of crashes. Training days two and three were much better. We hope that all injuries endured were only minor.

Roll call of nations: AUS, AUT, CAN, CZE, GBR, GER, ITA, JPN, LAT, LIE, MON, NED, POL, ROU, RUS, SUI, SVK, USA. All nations present; confirmation of brakemen and start order at the same time.

We assume there are no questions concerning the start order.

GER (Thomas Schwab)

Reflecting on the training sessions we have had and considering the current conditions of the track, we should not proceed with the women's training until changes have been made. I would like to suggest a change to C13. The middle section of the curve should be made steeper in order to allow for a longer entrance into the curve. It would be similar to the conditions we had during World Cup. This change should make it easier to exit the curve and would prevent sleds from crashing exit C13.

Manfred Schulte

Terry will consider these suggestions. For future reference, concerns like this should be brought forth by Team Captains.

When it comes to the safety of athletes we are thankful for any suggestions or concerns you may have.

NED

There were 17 crashes during the World Championships in Altenberg two years ago and none of the Germans had any complaints then.

GER (Thomas Schwab)

I am not only speaking for the Germans, but for all nations, especially the weaker athletes. Considering the future of our sport, it is important for those athletes to get safely down the track.

Manfred Schulte

As already mentioned yesterday, we are adding supplementary runs for those pilots that are only competing in the 4Man race. We will have 6 teams going from Damenstart only on Saturday.

USA

Are those 4Man pilots only permitted to use a 4Man sled for the supplementary training or are they permitted to train in a 2Man sled?

Manfred Schulte

You are permitted to train in a 2Man sled. Popov, for example, will be training in a 2Man sled on Saturday and Sunday and will only start training with a 4Man sled on Monday.

GER

Considering all factors, track walks should be made available to everyone, also to those athletes competing in the 2Man race. This is especially necessary if there are going to be changes made on the track.

Manfred Schulte

I cannot give you an answer right now. We will consider this suggestion and make a decision accordingly.

NED

These are the Olympics, not a f***ing bob school. If team leaders are concerned over the safety of their athletes they should remove them from the competition.

Manfred Schulte

This was a very clear statement, no more comments from my side.

Please let the Race Office know the competition crew for your 4Man sleds prior to the last training session. Omega needs to have this information in time in order to prepare start lists.

There will be no draw for the 6 nations taking part in supplementary training. They will be starting in alphabetical order according to nation.

Considering the difficult conditions I would like to remind everyone to start off slowly.

KOR

Is it possible to have 2Man and 4Man sleds going from Damen start on Saturday?

Manfred Schulte

Yes.



TEAM CAPTAINS MEETING MINUTES

FRI 19 FEB / VEN 19 FÉV START TIME / DÉBUT 13:00

Let us proceed with the 2Man competition. Are there any questions concerning the protocol?

USA Tomorrow's race will be taking place in the heat of the day. Should we be expecting delays because of the sun?

Manfred Schulte Tomorrow's race will start at 17:00 hrs; the day after we will be starting at 13:30 hrs.

Craig Lehto
Director Whistler Sliding Centre We will have completely different conditions for the 2Man race. We experienced difficulties with the Skeleton race due to the fact that bobsleigh training ran late during the hottest time of the day. As there will be no one preceding the 2Man competition we should not be running into any problems. You may have noticed the new shades at the start. They were installed to block the sun in the afternoon.

AUT Are the shades going to be open?

Manfred Schulte We will discuss this with broadcasting and make a decision on short notice.

USA Regarding the shades, will there be the same conditions for all race runs?

Manfred Schulte Yes, it is our highest priority to offer the same conditions for everyone.

AUT Will there be a sweep and a spritz between runs?

Terry Gudzowsky
Technical Delegate, Tracks - FIBT We are always trying to make improvements, but it all depends on weather conditions. At this point, I am unable to indicate exactly what the track preparation will look like. We appreciate any ideas and suggestions and will consider them. ?

USA Thank you very much for all the work you put into the exit of C11 and the entrance of C12.

Terry Gudzowsky We appreciate your recognition. The track crew has been working really hard and even all the small changes end up creating better conditions.

Manfred Schulte The Materials Commission may decide to use coarser sandpaper.

GER Can you explain why this measure has been decided? Are you planning on changing the runners?

Robert Cuneo
Materials Commission - FIBT We are concerned about the safety and would like to prepare the runners in a way to have better control for these conditions.

GER The idea of cutting grooves across the runners in order to slow down the sled is not good for the sport. It would be much better to change the track in order to ensure the athletes' safety. As previously mentioned, we are not in bob school. We are not going to be using training runners for the six runs preceding the most important race in four years. We were surprised and disappointed to hear of athletes such as Schmid and Hefti withdraw from the race. In the future, will safety issues be considered before a new track is built? I do not want to be in your shoes right now; let's hope to get through the race without any incidents.

Georg Werth
Technical Delegate, Bobsleigh - FIBT You can be certain that we have had very difficult days. We had to make some very important decisions and you can be assured that these Games will have an impact on our sport for future Olympic Games.

Manfred Schulte I agree with Georg; it has been difficult for everyone involved.

Georg Werth There has been so much press coverage recently. Let's make sure not to talk the sport to death; it's not very helpful for the future of our sport.

Manfred Schulte Let us reconfirm the nations for the supplementary runs:
Saturday and Sunday: CZE, RUS, SRB, KOR, CRO
Sunday only: LAT

Dr. David McDonagh If we have a lot of 4Man sleds crashing it may have a consequence on our medical



TEAM CAPTAINS MEETING MINUTES

FRI 19 FEB / VEN 19 FÉV START TIME / DÉBUT 13:00

Medical Officer - FIBT

staff. It could take slightly longer than usual because it takes time to inspect each athlete. This could result in a delay of the training. We all know we are not in bob school, but please take it easy and be as safe as possible.

Omega

Proceeds with draw for 4Man training day 1 and 2.

Astrid Wolf

Additional information for the 2Man race.

Trucks will be running 3 hours in advance. Please make sure to let everyone know that armbands are strictly enforced at the start and the finish. Thank you for your cooperation.

Omega

Proceeds with draw for 4Man training day 3.


Manfred Schulte

The draw is now complete.


Please place your sled numbers in the front/middle section of your sled, same spot where the FIBT numbers go during World Cup.

Further question?

Thank you. The meeting is adjourned



Jury President: Manfred Schulte



Race Director: Astrid Wolf



START LIST / LISTE DE DÉPART

SAT 20 FEB 2010 / SAM 20 FÉV 2010 START TIME / DÉBUT 17:00

	Start Record	Track Record
Time	4.70 sec	51.95 sec
Date	6 FEB 2009	6 FEB 2009
NOC Code/Names	SUI HEFTI Beat, LAMPARTER Thomas	SUI HEFTI Beat, LAMPARTER Thomas

Start Order	Bib No	Team	Name	Start Time	Time	Total	Rk	Start Time	Int 1	Int 2	Int 3	Int 4	Finish Time	Total Time
1	1	SUI-1	RUEEGG Ivo GRAND Cedric											
2	2	GER-2	FLORSCHUETZ Thomas ADJEI Richard											
3	3	GER-3	ANGERER Karl BERMBACH Gregor											
4	4	GER-1	LANGE Andre KUSKE Kevin											
5	5	CAN-1	RUSH Lyndon BROWN Lascalles											
6	6	USA-1	HOLCOMB Steven TOMASEVICZ Curtis											
7	7	RUS-1	ZUBKOV Alexsandr VOEVODA Alexey											
8	8	USA-2	NAPIER John LANGTON Steven											
9	9	CAN-2	LUEDERS Pierre LUMSDEN Jesse											
10	10	NED-1	van CALKER Edwin JANSMA Sybren											
11	11	RUS-2	ABRAMOVITCH Dmitry PRUDNIKOV Sergey											
12	12	ITA-1	BERTAZZO Simone ROMANINI Samuele											
13	13	USA-3	KOHN Mike CUNNINGHAM Nick											
14	14	ROU-1	ISTRATE Nicolae CRACIUN Florin Cezar											
15	15	AUT-2	LOACKER Juergen HACKL Christian											
16	16	CZE-1	DANILEVIC Ivo STOKLASKA Jan											
17	17	AUS-1	SPRING Christopher HARVEY Duncan											



START LIST / LISTE DE DÉPART

SAT 20 FEB 2010 / SAM 20 FÉV 2010 START TIME / DÉBUT 17:00

Start Order	Bib No	Team	Name	Start Time	Time	Total	Rk	Start Time	Int 1	Int 2	Int 3	Int 4	Finish Time	Total Time
18	18	ITA-2	TOSINI Fabrizio RIVA Sergio											
19	19	POL-1	KUPCZYK Dawid NIEWIARA Marcin Piotr											
20	20	SVK-1	JAGNESAK Milan NAROVEC Petr											
21	21	MON-1	SERVELLE Patrice GATTUSO Sebastien											
22	22	LIE-1	KLINGLER Michael DUERR Thomas											
23	23	JPN-1	SUZUKI Hiroshi KOBAYASHI Ryuichi											
24	24	GBR-1	JACKSON John MONEY Dan											
25	25	LAT-1	MASKALANS Edgars DREISKENS Daumants											
26	26	AUT-1	STAMPFER Wolfgang LACHKOVICS Martin											
27	27	AUS-2	ROLLESTON Jeremy PUGH Duncan Michael											

NOTES

In the listing of team names, the pilot is always shown first.

LEGEND

Int Intermediate time No Number Rk Rank



REVISION

RESULTS / RÉSULTATS

SAT 20 FEB 2010 / SAM 20 FEV 2010

	Start Record	Track Record
Time	4.70 sec	51.57 sec
Date	6 FEB 2009	20 FEB 2010
NOC Code/ Names	SUI HEFTI Beat, LAMPARTER Thomas	GER FLORSCHUETZ Thomas, ADJEI Richard

Rk	Bib No	Team	Name	Start Time	Rk	Int 1 Rk	Int 2 Rk	Int 3 Rk	Int 4 Rk	Finish Time	Rk	Time Behind	Speed (km/h) (mph)	Rec				
1	2	GER-2	FLORSCHUETZ Thomas ADJEI Richard	4.79	=5	16.10	=3	29.93	=2	38.74	2	46.34	1	51.57	1	0.00	150.1	93.3 TR
											Total:	51.57	0.00					
2	4	GER-1	LANGE Andre KUSKE Kevin	4.81	=7	16.17	6	30.04	5	38.83	5	46.40	2	51.59	2	+0.02	150.6	93.5
											Total:	51.59	+0.02					
3	5	CAN-1	RUSH Lyndon BROWN Lascelles	4.76	1	16.08	=1	29.94	4	38.76	3	46.42	3	51.67	3	+0.10	149.2	92.7
											Total:	51.67	+0.10					
4	1	SUI-1	RUEEGG Ivo GRAND Cedric	4.86	=13	16.20	9	30.05	6	38.88	6	46.53	6	51.76	4	+0.19	149.6	92.9
											Total:	51.76	+0.19					
5	7	RUS-1	ZUBKOV Aleksandr VOEVODA Alexey	4.78	=3	16.08	=1	29.93	=2	38.80	4	46.49	5	51.79	5	+0.22	148.4	92.2
											Total:	51.79	+0.22					
6	6	USA-1	HOLCOMB Steven TOMASEVICZ Curtis	4.79	=5	16.10	=3	29.91	1	38.70	1	46.45	4	51.89	6	+0.32	144.5	89.7
											Total:	51.89	+0.32					
7	9	CAN-2	LUEDERS Pierre LUMSDEN Jesse	4.78	=3	16.12	5	30.07	7	38.95	7	46.65	7	51.94	7	+0.37	148.2	92.1
											Total:	51.94	+0.37					
8	11	RUS-2	ABRAMOVICH Dmitry PRUDNIKOV Sergey	4.81	=7	16.19	8	30.16	=8	39.05	8	46.74	8	52.03	8	+0.46	148.4	92.2
											Total:	52.03	+0.46					
9	25	LAT-1	MASKALANS Edgars DREISKENS Daumants	4.85	=10	16.25	=10	30.20	10	39.09	10	46.82	9	52.16	9	+0.59	147.3	91.5
											Total:	52.16	+0.59					
10	14	ROU-1	ISTRATE Nicolae CRACIUN Florin Cezar	4.85	=10	16.26	12	30.23	11	39.12	11	46.85	10	52.19	10	+0.62	147.4	91.6
											Total:	52.19	+0.62					
11	3	GER-3	ANGERER Karl BERMBACH Gregor	4.84	9	16.25	=10	30.31	14	39.24	14	46.96	13	52.23	11	+0.66	148.7	92.4
											Total:	52.23	+0.66					
12	8	USA-2	NAPIER John LANGTON Steven	4.89	15	16.33	14	30.30	=12	39.20	12	46.95	12	52.28	12	+0.71	148.0	91.9
											Total:	52.28	+0.71					
13	12	ITA-1	BERTAZZO Simone ROMANINI Samuele	4.85	=10	16.32	13	30.30	=12	39.21	13	46.97	14	52.33	13	+0.76	147.1	91.4
											Total:	52.33	+0.76					
14	10	NED-1	van CALKER Edwin JANSMA Sybren	4.77	2	16.18	7	30.16	=8	39.06	9	46.91	11	52.37	14	+0.80	144.7	89.9
											Total:	52.37	+0.80					
15	19	POL-1	KUPCZYK Dawid NIEWIARA Marcin Piotr	4.90	=16	16.38	18	30.38	16	39.31	15	47.07	15	52.45	15	+0.88	146.7	91.2
											Total:	52.45	+0.88					
16	13	USA-3	KOHN Mike CUNNINGHAM Nick	4.91	=18	16.37	17	30.42	17	39.37	17	47.13	16	52.47	16	+0.90	147.6	91.7
											Total:	52.47	+0.90					
17	15	AUT-2	LOACKER Juergen HACKL Christian	4.97	22	16.48	20	30.49	18	39.43	18	47.19	17	52.55	17	+0.98	147.0	91.3
											Total:	52.55	+0.98					



REVISION

RESULTS / RÉSULTATS

SAT 20 FEB 2010 / SAM 20 FEV 2010

Rk	Bib No	Team	Name	Start Time	Rk	Int 1 Rk	Int 2 Rk	Int 3 Rk	Int 4 Rk	Finish Time	Rk	Time Behind	Speed (km/h) (mph)	Rec
18	16	CZE-1	DANILEVIC Ivo STOKLASKA Jan	4.90	=16	16.34 15	30.37 15	39.35 16	47.27 18	52.73	18	+1.16	144.4 89.7	
											Total:	52.73	+1.16	
19	18	ITA-2	TOSINI Fabrizio RIVA Sergio	4.94	=20	16.50 21	30.65 21	39.68 19	47.48 19	52.84	19	+1.27	147.2 91.4	
											Total:	52.84	+1.27	
20	21	MON-1	SERVELLE Patrice GATTUSO Sebastien	4.94	=20	16.56 23	30.71 22	39.75 22	47.56 20	52.96	20	+1.39	146.3 90.9	
											Total:	52.96	+1.39	
21	17	AUS-1	SPRING Christopher HARVEY Duncan	4.86	=13	16.36 16	30.57 19	39.74 21	47.64 21	53.14	21	+1.57	144.0 89.5	
											Total:	53.14	+1.57	
22	20	SVK-1	JAGNESAK Milan NAROVEC Petr	5.03	24	16.55 22	30.76 23	39.86 23	47.73 23	53.18	22	+1.61	144.8 90.0	
											Total:	53.18	+1.61	
23	23	JPN-1	SUZUKI Hiroshi KOBAYASHI Ryuichi	4.91	=18	16.42 19	30.58 20	39.71 20	47.70 22	53.24	23	+1.67	142.7 88.6	
											Total:	53.24	+1.67	
24	22	LIE-1	KLINGLER Michael DUERR Thomas	5.08	25	16.63 24	30.85 24	39.97 24	48.18 24	56.18	24	+4.61	123.8 76.9	
											Total:	56.18	+4.61	
27	AUS-2	ROLLESTON Jeremy PUGH Duncan	4.98	23	16.74 25	33.58 25	47.58 25	1:00.51 25		DNF			85.9 53.3	
											Total:	DNF		
24	GBR-1	JACKSON John MONEY Dan												
											Total:	DSQ		
26	AUT-1	STAMPFER Wolfgang MAYER Juergen												
											Total:	DSQ		

NOTES

In the listing of team names, the pilot is always shown first.

LEGEND

= Equal sign indicates that two or more teams share the same rank

DNF Did not finish

DSQ Disqualified

Int Intermediate time

No Number

Rec Record

Rk Rank

TR Track record

GBR-1 disqualified for incomplete team crossing the finish line, AUT-1 disqualified for overweight



REVISION

START LIST / LISTE DE DÉPART

SAT 20 FEB 2010 / SAM 20 FEV 2010 START TIME / DÉBUT 18:35

	Start Record		Track Record	
Time	4.70 sec		51.57 sec	
Date	6 FEB 2009		20 FEB 2010	
NOC Code/Names	SUI	HEFTI Beat, LAMPARTER Thomas	GER	FLORSCHUETZ Thomas, ADJEI Richard

Start Order	Bib No	Team	Name	Start Time	Time	Total	Rk	Start Time	Int 1	Int 2	Int 3	Int 4	Finish Time	Total Time
1	21	MON-1	SERVELLE Patrice GATTUSO Sebastien	4.94	52.96	52.96	20							
						+1.39								
2	18	ITA-2	TOSINI Fabrizio RIVA Sergio	4.94	52.84	52.84	19							
						+1.27								
3	16	CZE-1	DANILEVIC Ivo STOKLASKA Jan	4.90	52.73	52.73	18							
						+1.16								
4	15	AUT-2	LOACKER Juergen HACKL Christian	4.97	52.55	52.55	17							
						+0.98								
5	13	USA-3	KOHN Mike CUNNINGHAM Nick	4.91	52.47	52.47	16							
						+0.90								
6	19	POL-1	KUPCZYK Dawid NIEWIARA Marcin Piotr	4.90	52.45	52.45	15							
						+0.88								
7	10	NED-1	van CALKER Edwin JANSMA Sybren	4.77	52.37	52.37	14							
						+0.80								
8	12	ITA-1	BERTAZZO Simone ROMANINI Samuele	4.85	52.33	52.33	13							
						+0.76								
9	8	USA-2	NAPIER John LANGTON Steven	4.89	52.28	52.28	12							
						+0.71								
10	3	GER-3	ANGERER Karl BERMBACH Gregor	4.84	52.23	52.23	11							
						+0.66								
11	14	ROU-1	ISTRATE Nicolae CRACIUN Florin Cezar	4.85	52.19	52.19	10							
						+0.62								
12	25	LAT-1	MASKALANS Edgars DREISKENS Daumants	4.85	52.16	52.16	9							
						+0.59								
13	11	RUS-2	ABRAMOVICH Dmitry PRUDNIKOV Sergey	4.81	52.03	52.03	8							
						+0.46								
14	9	CAN-2	LUEDERS Pierre LUMSDEN Jesse	4.78	51.94	51.94	7							
						+0.37								
15	6	USA-1	HOLCOMB Steven TOMASEVICZ Curtis	4.79	51.89	51.89	6							
						+0.32								
16	7	RUS-1	ZUBKOV Aleksandr VOEVODA Alexey	4.78	51.79	51.79	5							
						+0.22								
17	1	SUI-1	RUEEGG Ivo GRAND Cedric	4.86	51.76	51.76	4							
						+0.19								



REVISION

START LIST / LISTE DE DÉPART

SAT 20 FEB 2010 / SAM 20 FEV 2010 START TIME / DÉBUT 18:35

Start Order	Bib No	Team	Name	Start Time	Time	Total	Rk	Start Time	Int 1	Int 2	Int 3	Int 4	Finish Time	Total Time
18	5	CAN-1	RUSH Lyndon BROWN Lascelles	4.76	51.67	51.67 +0.10	3							
19	4	GER-1	LANGE Andre KUSKE Kevin	4.81	51.59	51.59 +0.02	2							
20	2	GER-2	FLORSCHUETZ Thomas ADJEI Richard	4.79	51.57	51.57 0.00	1							
21	17	AUS-1	SPRING Christopher HARVEY Duncan	4.86	53.14	53.14 +1.57	21							
22	20	SVK-1	JAGNESAK Milan NAROVEC Petr	5.03	53.18	53.18 +1.61	22							
23	23	JPN-1	SUZUKI Hiroshi KOBAYASHI Ryuichi	4.91	53.24	53.24 +1.67	23							
24	22	LIE-1	KLINGLER Michael DUERR Thomas	5.08	56.18	56.18 +4.61	24							

NOTES

In the listing of team names, the pilot is always shown first.

LEGEND

Int Intermediate time No Number Rk Rank

AUT-1 removed due to disqualification



RESULTS / RÉSULTATS

SAT 20 FEB 2010 / SAM 20 FEV 2010

	Start Record				Track Record			
Time	4.70 sec				51.57 sec			
Date	6 FEB 2009				20 FEB 2010			
NOC Code/Names	SUI	HEFTI Beat, LAMPARTER Thomas			GER	FLORSCHUETZ Thomas, ADJEI Richard		

Rk	Bib No	Team	Name	Start Time	Rk	Int 1	Rk	Int 2	Rk	Int 3	Rk	Int 4	Rk	Finish Time	Rk	Time Behind	Speed (km/h) (mph)	Rec
1	4	GER-1	LANGE Andre KUSKE Kevin	4.81	=7	16.17	6	30.04	5	38.83	5	46.40	2	51.59	2	+0.02	150.6	93.5
				4.81	=5	16.17	5	30.06	3	38.88	1	46.49	1	51.72	1	0.00	149.5	92.8
														Total:		1:43.31	0.00	
2	2	GER-2	FLORSCHUETZ Thomas ADJEI Richard	4.79	=5	16.10	=3	29.93	=2	38.74	2	46.34	1	51.57	1	0.00	150.1	93.3 TR
				4.79	=3	16.14	4	30.09	4	38.95	=3	46.59	2	51.85	2	+0.13	149.3	92.7
														Total:		1:43.42	+0.11	
3	7	RUS-1	ZUBKOV Aleksandr VOEVODA Alexey	4.78	=3	16.08	=1	29.93	=2	38.80	4	46.49	5	51.79	5	+0.22	148.4	92.2
				4.78	2	16.12	2	30.03	2	38.95	=3	46.69	3	52.02	3	+0.30	147.3	91.5
														Total:		1:43.81	+0.50	
4	6	USA-1	HOLCOMB Steven TOMASEVICZ Curtis	4.79	=5	16.10	=3	29.91	1	38.70	1	46.45	4	51.89	6	+0.32	144.5	89.7
				4.82	=7	16.19	6	30.16	6	39.03	5	46.73	4	52.04	4	+0.32	148.1	92.0
														Total:		1:43.93	+0.62	
5	1	SUI-1	RUEEGG Ivo GRAND Cedric	4.86	=13	16.20	9	30.05	6	38.88	6	46.53	6	51.76	4	+0.19	149.6	92.9
				4.86	=12	16.25	12	30.23	=8	39.14	8	46.86	6	52.18	6	+0.46	147.9	91.9
														Total:		1:43.94	+0.63	
6	9	CAN-2	LUEDERS Pierre LUMSDEN Jesse	4.78	=3	16.12	5	30.07	7	38.95	7	46.65	7	51.94	7	+0.37	148.2	92.1
				4.79	=3	16.13	3	30.15	5	39.10	6	46.82	5	52.12	5	+0.40	147.9	91.9
														Total:		1:44.06	+0.75	
7	11	RUS-2	ABRAMOVICH Dmitry PRUDNIKOV Sergey	4.81	=7	16.19	8	30.16	=8	39.05	8	46.74	8	52.03	8	+0.46	148.4	92.2
				4.82	=7	16.22	8	30.25	=10	39.22	12	47.00	9	52.40	8	+0.68	145.4	90.4
														Total:		1:44.43	+1.12	
8	25	LAT-1	MASKALANS Edgars DREISKENS Daumants	4.85	=10	16.25	=10	30.20	10	39.09	10	46.82	9	52.16	9	+0.59	147.3	91.5
				4.83	9	16.23	=9	30.25	=10	39.20	=9	46.97	8	52.32	7	+0.60	147.0	91.3
														Total:		1:44.48	+1.17	
9	14	ROU-1	ISTRATE Nicolae CRACIUN Florin Cezar	4.85	=10	16.26	12	30.23	11	39.12	11	46.85	10	52.19	10	+0.62	147.4	91.6
				4.84	=10	16.23	=9	30.21	7	39.13	7	46.96	7	52.41	9	+0.69	144.9	90.0
														Total:		1:44.60	+1.29	
10	3	GER-3	ANGERER Karl BERMBACH Gregor	4.84	9	16.25	=10	30.31	14	39.24	14	46.96	13	52.23	11	+0.66	148.7	92.4
				4.84	=10	16.24	11	30.25	=10	39.21	11	47.03	11	52.43	10	+0.71	145.7	90.5
														Total:		1:44.66	+1.35	
11	8	USA-2	NAPIER John LANGTON Steven	4.89	15	16.33	14	30.30	=12	39.20	12	46.95	12	52.28	12	+0.71	148.0	91.9
				4.89	=15	16.33	14	30.34	14	39.31	14	47.09	12	52.45	11	+0.73	146.9	91.2
														Total:		1:44.73	+1.42	
12	13	USA-3	KOHN Mike CUNNINGHAM Nick	4.91	=18	16.37	17	30.42	17	39.37	17	47.13	16	52.47	16	+0.90	147.6	91.7
				4.91	=18	16.41	18	30.51	17	39.47	=16	47.27	16	52.71	14	+0.99	145.4	90.3
														Total:		1:45.18	+1.87	



RESULTS / RÉSULTATS

SAT 20 FEB 2010 / SAM 20 FEV 2010

Rk	Bib No	Team	Name	Start Time	Rk	Int 1 Rk	Int 2 Rk	Int 3 Rk	Int 4 Rk	Finish Time	Rk	Time Behind	Speed (km/h) (mph)	Rec				
13	10	NED-1	van CALKER Edwin JANSMA Sybren	4.77	2	16.18	7	30.16	=8	39.06	9	46.91	11	52.37	14	+0.80	144.7	89.9
				4.81	=5	16.20	7	30.23	=8	39.20	=9	47.13	13	52.83	=15	+1.11	139.7	86.8
										Total:		1:45.20				+1.89		
14	12	ITA-1	BERTAZZO Simone ROMANINI Samuele	4.85	=10	16.32	13	30.30	=12	39.21	13	46.97	14	52.33	13	+0.76	147.1	91.4
				4.86	=12	16.34	15	30.46	15	39.47	=16	47.38	17	52.88	18	+1.16	143.4	89.1
										Total:		1:45.21				+1.90		
15	16	CZE-1	DANILEVIC Ivo STOKLASKA Jan	4.90	=16	16.34	15	30.37	15	39.35	16	47.27	18	52.73	18	+1.16	144.4	89.7
				4.89	=15	16.26	13	30.27	13	39.27	13	47.15	14	52.59	12	+0.87	145.0	90.1
										Total:		1:45.32				+2.01		
16	19	POL-1	KUPCZYK Dawid NIEWIARA Marcin Piotr	4.90	=16	16.38	18	30.38	16	39.31	15	47.07	15	52.45	15	+0.88	146.7	91.2
				4.89	=15	16.38	=16	30.53	18	39.56	19	47.43	20	52.91	19	+1.19	144.6	89.8
										Total:		1:45.36				+2.05		
17	15	AUT-2	LOACKER Juergen HACKL Christian	4.97	22	16.48	20	30.49	18	39.43	18	47.19	17	52.55	17	+0.98	147.0	91.3
				4.98	22	16.49	20	30.55	19	39.55	18	47.41	18	52.86	17	+1.14	144.3	89.6
										Total:		1:45.41				+2.10		
18	21	MON-1	SERVELLE Patrice GATTUSO Sebastien	4.94	=20	16.56	23	30.71	22	39.75	22	47.56	20	52.96	20	+1.39	146.3	90.9
				4.96	21	16.45	19	30.49	16	39.46	15	47.23	15	52.61	13	+0.89	146.9	91.2
										Total:		1:45.57				+2.26		
19	18	ITA-2	TOSINI Fabrizio RIVA Sergio	4.94	=20	16.50	21	30.65	21	39.68	19	47.48	19	52.84	19	+1.27	147.2	91.4
				4.95	20	16.53	22	30.65	21	39.63	20	47.42	19	52.83	=15	+1.11	146.1	90.8
										Total:		1:45.67				+2.36		
20	20	SVK-1	JAGNESAK Milan NAROVEC Petr	5.03	24	16.55	22	30.76	23	39.86	23	47.73	23	53.18	22	+1.61	144.8	90.0
				5.01	23	16.52	21	30.70	22	39.79	22	47.66	21	53.16	20	+1.44	144.6	89.8
										Total:		1:46.34				+3.03		
21	5	CAN-1	RUSH Lyndon BROWN Lascelles	4.76	1	16.08	=1	29.94	4	38.76	3	46.42	3	51.67	3	+0.10	149.2	92.7
				4.75	1	16.07	1	30.02	1	38.91	2	47.02	10	54.70	23	+2.98	121.9	75.7
										Total:		1:46.37				+3.06		
22	23	JPN-1	SUZUKI Hiroshi KOBAYASHI Ryuichi	4.91	=18	16.42	19	30.58	20	39.71	20	47.70	22	53.24	23	+1.67	142.7	88.6
				4.91	=18	16.38	=16	30.62	20	39.78	21	47.75	22	53.30	21	+1.58	142.3	88.4
										Total:		1:46.54				+3.23		
23	17	AUS-1	SPRING Christopher HARVEY Duncan	4.86	=13	16.36	16	30.57	19	39.74	21	47.64	21	53.14	21	+1.57	144.0	89.5
				4.87	14	16.88	23	31.52	23	40.87	23	48.86	23	54.41	22	+2.69	143.2	88.9
										Total:		1:47.55				+4.24		
27	AUS-2	ROLLESTON Jeremy PUGH Duncan	4.98	23	16.74	25	33.58	25	47.58	25	1:00.51	25	DNF				85.9	53.3
										Total:		DNF						
22	LIE-1	KLINGLER Michael DUERR Thomas	5.08	25	16.63	24	30.85	24	39.97	24	48.18	24	56.18	24	+4.61	123.8	76.9	
										Total:		DNS						
24	GBR-1	JACKSON John MONEY Dan																
										Total:		DSQ						



REVISION

START LIST / LISTE DE DÉPART

SUN 21 FEB 2010 / DIM 21 FEV 2010 START TIME / DÉBUT 16:00

	Start Record	Track Record
Time	4.70 sec	51.57 sec
Date	6 FEB 2009	20 FEB 2010
NOC Code/Names	SUI HEFTI Beat, LAMPARTER Thomas	GER FLORSCHUETZ Thomas, ADJEI Richard

Start Order	Bib No	Team	Name	Start Time	Time	Total	Rk	Start Time	Int 1	Int 2	Int 3	Int 4	Finish Time	Total Time
1	4	GER-1	LANGE Andre KUSKE Kevin	4.81 4.81	51.59 51.72	1:43.31 0.00	1							
2	2	GER-2	FLORSCHUETZ Thomas ADJEI Richard	4.79 4.79	51.57 51.85	1:43.42 +0.11	2							
3	7	RUS-1	ZUBKOV Aleksandr VOEVODA Alexey	4.78 4.78	51.79 52.02	1:43.81 +0.50	3							
4	6	USA-1	HOLCOMB Steven TOMASEVICZ Curtis	4.79 4.82	51.89 52.04	1:43.93 +0.62	4							
5	1	SUI-1	RUEEGG Ivo GRAND Cedric	4.86 4.86	51.76 52.18	1:43.94 +0.63	5							
6	9	CAN-2	LUEDERS Pierre LUMSDEN Jesse	4.78 4.79	51.94 52.12	1:44.06 +0.75	6							
7	11	RUS-2	ABRAMOVICH Dmitry PRUDNIKOV Sergey	4.81 4.82	52.03 52.40	1:44.43 +1.12	7							
8	25	LAT-1	MASKALANS Edgars DREISKENS Daumants	4.85 4.83	52.16 52.32	1:44.48 +1.17	8							
9	14	ROU-1	ISTRATE Nicolae CRACIUN Florin Cezar	4.85 4.84	52.19 52.41	1:44.60 +1.29	9							
10	3	GER-3	ANGERER Karl BERMBACH Gregor	4.84 4.84	52.23 52.43	1:44.66 +1.35	10							
11	8	USA-2	NAPIER John LANGTON Steven	4.89 4.89	52.28 52.45	1:44.73 +1.42	11							
12	13	USA-3	KOHN Mike CUNNINGHAM Nick	4.91 4.91	52.47 52.71	1:45.18 +1.87	12							
13	10	NED-1	van CALKER Edwin JANSMA Sybren	4.77 4.81	52.37 52.83	1:45.20 +1.89	13							
14	12	ITA-1	BERTAZZO Simone ROMANINI Samuele	4.85 4.86	52.33 52.88	1:45.21 +1.90	14							
15	16	CZE-1	DANILEVIC Ivo STOKLASKA Jan	4.90 4.89	52.73 52.59	1:45.32 +2.01	15							
16	19	POL-1	KUPCZYK Dawid NIEWIARA Marcin Piotr	4.90 4.89	52.45 52.91	1:45.36 +2.05	16							
17	15	AUT-2	LOACKER Juergen HACKL Christian	4.97 4.98	52.55 52.86	1:45.41 +2.10	17							



REVISION

START LIST / LISTE DE DÉPART

SUN 21 FEB 2010 / DIM 21 FEV 2010 START TIME / DÉBUT 16:00

Start Order	Bib No	Team	Name	Start Time	Time	Total	Rk	Start Time	Int 1	Int 2	Int 3	Int 4	Finish Time	Total Time
18	21	MON-1	SERVELLE Patrice GATTUSO Sebastien	4.94 4.96	52.96 52.61	1:45.57 +2.26	18							
19	18	ITA-2	TOSINI Fabrizio RIVA Sergio	4.94 4.95	52.84 52.83	1:45.67 +2.36	19							
20	20	SVK-1	JAGNESAK Milan NAROVEC Petr	5.03 5.01	53.18 53.16	1:46.34 +3.03	20							
21	5	CAN-1	RUSH Lyndon BISSETT David	4.76 4.75	51.67 54.70	1:46.37 +3.06	21							
22	23	JPN-1	SUZUKI Hiroshi KOBAYASHI Ryuichi	4.91 4.91	53.24 53.30	1:46.54 +3.23	22							
23	17	AUS-1	SPRING Christopher RYAN Anthony	4.86 4.87	53.14 54.41	1:47.55 +4.24	23							

NOTES

In the listing of team names, the pilot is always shown first.

LEGEND

= Equal sign indicates that two or more teams share the same rank

Int Intermediate time No Number Rk Rank

Brakemen change for AUS-1 and CAN-1



RESULTS / RÉSULTATS

SUN 21 FEB 2010 / DIM 21 FEV 2010

	Start Record	Track Record
Time	4.70 sec	51.57 sec
Date	6 FEB 2009	20 FEB 2010
NOC Code/Names	SUI HEFTI Beat, LAMPARTER Thomas	GER FLORSCHUETZ Thomas, ADJEI Richard

Rk	Bib No	Team	Name	Start Time	Rk	Int 1	Rk	Int 2	Rk	Int 3	Rk	Int 4	Rk	Finish Time	Rk	Time Behind	Speed (km/h) (mph)	Rec
1	4	GER-1	LANGE Andre	4.81	=7	16.17	6	30.04	5	38.83	5	46.40	2	51.59	2	+0.02	150.6	93.5
			KUSKE Kevin	4.81	=5	16.17	5	30.06	3	38.88	1	46.49	1	51.72	1	0.00	149.5	92.8
				4.83	=3	16.18	=2	30.01	3	38.81	=1	46.38	1	51.57	1	0.00	151.0	93.8
						Total:		2:34.88						0.00				
2	2	GER-2	FLORSCHUETZ Thomas	4.79	=5	16.10	=3	29.93	=2	38.74	2	46.34	1	51.57	1	0.00	150.1	93.3
			ADJEI Richard	4.79	=3	16.14	4	30.09	4	38.95	=3	46.59	2	51.85	2	+0.13	149.3	92.7
				4.84	=5	16.18	=2	30.00	2	38.81	=1	46.40	2	51.62	2	+0.05	150.4	93.5
						Total:		2:35.04						+0.16				
3	7	RUS-1	ZUBKOV Aleksandr	4.78	=3	16.08	=1	29.93	=2	38.80	4	46.49	5	51.79	5	+0.22	148.4	92.2
			VOEVODA Alexey	4.78	2	16.12	2	30.03	2	38.95	=3	46.69	3	52.02	3	+0.30	147.3	91.5
				4.79	1	16.11	1	29.99	1	38.85	3	46.52	3	51.80	3	+0.23	149.1	92.6
						Total:		2:35.61						+0.73				
4	1	SUI-1	RUEEGG Ivo	4.86	=12	16.20	9	30.05	6	38.88	6	46.53	6	51.76	4	+0.19	149.6	92.9
			GRAND Cedric	4.86	12	16.25	12	30.23	=8	39.14	8	46.86	6	52.18	6	+0.46	147.9	91.9
				4.86	8	16.24	=8	30.19	8	39.04	7	46.68	6	51.92	5	+0.35	149.6	92.9
						Total:		2:35.86						+0.98				
5	6	USA-1	HOLCOMB Steven	4.79	=5	16.10	=3	29.91	1	38.70	1	46.45	4	51.89	6	+0.32	144.5	89.7
			TOMASEVICZ Curtis	4.82	=7	16.19	6	30.16	6	39.03	5	46.73	4	52.04	4	+0.32	148.1	92.0
				4.84	=5	16.19	=4	30.09	4	39.00	=5	46.69	7	51.98	7	+0.41	148.4	92.2
						Total:		2:35.91						+1.03				
6	9	CAN-2	LUEDERS Pierre	4.78	=3	16.12	5	30.07	7	38.95	7	46.65	7	51.94	7	+0.37	148.2	92.1
			LUMSDEN Jesse	4.79	=3	16.13	3	30.15	5	39.10	6	46.82	5	52.12	5	+0.40	147.9	91.9
				4.82	2	16.19	=4	30.12	5	39.00	=5	46.63	4	51.87	4	+0.30	149.6	92.9
						Total:		2:35.93						+1.05				
7	11	RUS-2	ABRAMOVICH Dmitry	4.81	=7	16.19	8	30.16	=8	39.05	8	46.74	8	52.03	8	+0.46	148.4	92.2
			PRUDNIKOV Sergey	4.82	=7	16.22	8	30.25	=10	39.22	12	47.00	9	52.40	8	+0.68	145.4	90.4
				4.84	=5	16.22	6	30.16	7	39.09	=8	46.80	8	52.11	8	+0.54	148.4	92.2
						Total:		2:36.54						+1.66				
8	25	LAT-1	MASKALANS Edgars	4.85	=10	16.25	=10	30.20	10	39.09	10	46.82	9	52.16	9	+0.59	147.3	91.5
			DREISKENS Daumants	4.83	9	16.23	=9	30.25	=10	39.20	=9	46.97	8	52.32	7	+0.60	147.0	91.3
				4.87	=9	16.29	10	30.21	9	39.09	=8	46.83	9	52.17	9	+0.60	147.5	91.6
						Total:		2:36.65						+1.77				
9	3	GER-3	ANGERER Karl	4.84	9	16.25	=10	30.31	13	39.24	13	46.96	13	52.23	11	+0.66	148.7	92.4
			BERMBACH Gregor	4.84	=10	16.24	11	30.25	=10	39.21	11	47.03	11	52.43	10	+0.71	145.7	90.5
				4.89	12	16.32	12	30.31	11	39.23	=10	46.92	10	52.19	10	+0.62	148.5	92.3
						Total:		2:36.85						+1.97				



RESULTS / RÉSULTATS

SUN 21 FEB 2010 / DIM 21 FEV 2010

Rk	Bib No	Team	Name	Start Time	Rk	Int 1 Rk	Int 2 Rk	Int 3 Rk	Int 4 Rk	Finish Time	Rk	Time Behind	Speed (km/h) (mph)	Rec				
10	14	ROU-1	ISTRATE Nicolae	4.85	=10	16.26	12	30.23	11	39.12	11	46.85	10	52.19	10	+0.62	147.4	91.6
			CRACIUN Florin Cezar	4.84	=10	16.23	=9	30.21	7	39.13	7	46.96	7	52.41	9	+0.69	144.9	90.0
				4.87	=9	16.30	11	30.34	13	39.27	14	47.04	15	52.40	14	+0.83	147.3	91.5
										Total:		2:37.00		+2.12				
11	8	USA-2	NAPIER John	4.89	14	16.33	13	30.30	12	39.20	12	46.95	12	52.28	12	+0.71	148.0	91.9
			LANGTON Steven	4.89	=14	16.33	14	30.34	14	39.31	14	47.09	12	52.45	11	+0.73	146.9	91.2
				4.91	=13	16.38	14	30.36	15	39.23	=10	46.96	12	52.31	12	+0.74	147.2	91.4
										Total:		2:37.04		+2.16				
12	13	USA-3	KOHN Mike	4.91	=17	16.37	16	30.42	16	39.37	16	47.13	15	52.47	15	+0.90	147.6	91.7
			CUNNINGHAM Nick	4.91	=17	16.41	17	30.51	16	39.47	16	47.27	16	52.71	14	+0.99	145.4	90.3
				4.94	16	16.39	15	30.32	12	39.23	=10	46.94	11	52.25	11	+0.68	148.4	92.2
										Total:		2:37.43		+2.55				
13	19	POL-1	KUPCZYK Dawid	4.90	=15	16.38	17	30.38	15	39.31	14	47.07	14	52.45	14	+0.88	146.7	91.2
			NIEWIARA Marcin Piotr	4.89	=14	16.38	=15	30.53	17	39.56	18	47.43	19	52.91	18	+1.19	144.6	89.8
				4.91	=13	16.36	13	30.35	14	39.28	15	47.03	=13	52.42	15	+0.85	146.8	91.2
										Total:		2:37.78		+2.90				
14	10	NED-1	van CALKER Edwin	4.77	2	16.18	7	30.16	=8	39.06	9	46.91	11	52.37	13	+0.80	144.7	89.9
			JANSMA Sybren	4.81	=5	16.20	7	30.23	=8	39.20	=9	47.13	13	52.83	=15	+1.11	139.7	86.8
				4.83	=3	16.23	7	30.23	10	39.23	=10	47.11	16	52.63	17	+1.06	143.5	89.1
										Total:		2:37.83		+2.95				
15	16	CZE-1	DANILEVIC Ivo	4.90	=15	16.34	14	30.37	14	39.35	15	47.27	17	52.73	17	+1.16	144.4	89.7
			STOKLASKA Jan	4.89	=14	16.26	13	30.27	13	39.27	13	47.15	14	52.59	12	+0.87	145.0	90.1
				4.95	17	16.40	16	30.42	16	39.42	17	47.19	17	52.52	16	+0.95	147.8	91.8
										Total:		2:37.84		+2.96				
16	18	ITA-2	TOSINI Fabrizio	4.94	=19	16.50	20	30.65	20	39.68	18	47.48	18	52.84	18	+1.27	147.2	91.4
			RIVA Sergio	4.95	19	16.53	21	30.65	20	39.63	19	47.42	18	52.83	=15	+1.11	146.1	90.8
				4.96	=18	16.43	=18	30.43	17	39.34	16	47.03	=13	52.34	13	+0.77	148.4	92.2
										Total:		2:38.01		+3.13				
17	15	AUT-2	LOACKER Juergen	4.97	21	16.48	19	30.49	17	39.43	17	47.19	16	52.55	16	+0.98	147.0	91.3
			HACKL Christian	4.98	21	16.49	19	30.55	18	39.55	17	47.41	17	52.86	17	+1.14	144.3	89.6
						16.50	21	30.59	20	39.58	20	47.37	20	52.73	=19	+1.16	146.9	91.2
										Total:		2:38.14		+3.26				
18	21	MON-1	SERVELLE Patrice	4.94	=19	16.56	22	30.71	21	39.75	21	47.56	19	52.96	19	+1.39	146.3	90.9
			GATTUSO Sebastien	4.96	20	16.45	18	30.49	15	39.46	15	47.23	15	52.61	13	+0.89	146.9	91.2
				4.96	=18	16.41	17	30.50	18	39.53	18	47.32	=18	52.71	18	+1.14	146.7	91.1
										Total:		2:38.28		+3.40				
19	5	CAN-1	RUSH Lyndon	4.76	1	16.08	=1	29.94	4	38.76	3	46.42	3	51.67	3	+0.10	149.2	92.7
			BISSETT David	4.75	1	16.07	1	30.02	1	38.91	2	47.02	10	54.70	22	+2.98	121.9	75.7
				4.87	=9	16.24	=8	30.14	6	38.97	4	46.64	5	51.93	6	+0.36	148.4	92.2
										Total:		2:38.30		+3.42				



RESULTS / RÉSULTATS

SUN 21 FEB 2010 / DIM 21 FEV 2010

Rk	Bib No	Team	Name	Start Time	Rk	Int 1 Rk	Int 2 Rk	Int 3 Rk	Int 4 Rk	Finish Time	Rk	Time Behind	Speed (km/h) (mph)	Rec				
20	20	SVK-1	JAGNESAK Milan	5.03	23	16.55	21	30.76	22	39.86	22	47.73	22	53.18	21	+1.61	144.8	90.0
			NAROVEC Petr	5.01	22	16.52	20	30.70	21	39.79	21	47.66	20	53.16	19	+1.44	144.6	89.8
				5.03	21	16.49	20	30.53	19	39.54	19	47.32=18		52.73=19		+1.16	146.4	91.0
												Total:	2:39.07			+4.19		
21	23	JPN-1	SUZUKI Hiroshi	4.91	=17	16.42	18	30.58	19	39.71	19	47.70	21	53.24	22	+1.67	142.7	88.6
			KOBAYASHI Ryuichi	4.91	=17	16.38=15		30.62	19	39.78	20	47.75	21	53.30	20	+1.58	142.3	88.4
				4.93	15	16.43=18		30.61	21	39.72	21	47.63	21	53.13	21	+1.56	143.8	89.3
												Total:	2:39.67			+4.79		
22	17	AUS-1	SPRING Christopher	4.86	=12	16.36	15	30.57	18	39.74	20	47.64	20	53.14	20	+1.57	144.0	89.5
			RYAN Anthony	4.87	13	16.88	22	31.52	22	40.87	22	48.86	22	54.41	21	+2.69	143.2	88.9
				4.97	20	16.51	22	30.75	22	39.83	22	47.69	22	53.18	22	+1.61	144.7	89.9
												Total:	2:40.73			+5.85		
27	AUS-2	ROLLESTON Jeremy		4.98	22	16.74	24	33.58	24	47.58	24	1:00.51	24	DNF			85.9	53.3
		PUGH Duncan										Total:	DNF					
22	LIE-1	KLINGLER Michael		5.08	24	16.63	23	30.85	23	39.97	23	48.18	23	56.18	23	+4.61	123.8	76.9
		DUERR Thomas												DNS				
												Total:	DNS					
12	ITA-1	BERTAZZO Simone												DSQ				
		ROMANINI Samuele												DSQ				
												Total:	DSQ					
24	GBR-1	JACKSON John												DSQ				
		MONEY Dan												DSQ				
												Total:	DSQ					
26	AUT-1	STAMPFER Wolfgang												DSQ				
		MAYER Juergen												DSQ				
												Total:	DSQ					

NOTES

In the listing of team names, the pilot is always shown first.

LEGEND

= Equal sign indicates that two or more teams share the same rank

DNF Did not finish

DNS Did not start

DSQ Disqualified

Int Intermediate time

No Number

Rec Record

RK Rank

GBR-1 disqualified for incomplete team crossing the finish line, AUT-1 disqualified for overweight, ITA-1 disqualified for underweight.



START LIST / LISTE DE DÉPART

SUN 21 FEB 2010 / DIM 21 FEV 2010 START TIME / DÉBUT 17:20

	Start Record	Track Record
Time	4.70 sec	51.57 sec
Date	6 FEB 2009	20 FEB 2010
NOC Code/Names	SUI HEFTI Beat, LAMPARTER Thomas	GER FLORSCHUETZ Thomas, ADJEI Richard

Start Order	Bib No	Team	Name	Start Time	Time	Total	Rk	Start Time	Int 1	Int 2	Int 3	Int 4	Finish Time	Total Time
1	20	SVK-1	JAGNESAK Milan	5.03	53.18	2:39.07	20							
			NAROVEC Petr	5.01	53.16	+4.19								
				5.03	52.73									
2	5	CAN-1	RUSH Lyndon	4.76	51.67	2:38.30	19							
			BISSETT David	4.75	54.70	+3.42								
				4.87	51.93									
3	21	MON-1	SERVELLE Patrice	4.94	52.96	2:38.28	18							
			GATTUSO Sebastien	4.96	52.61	+3.40								
				4.96	52.71									
4	15	AUT-2	LOACKER Juergen	4.97	52.55	2:38.14	17							
			HACKL Christian	4.98	52.86	+3.26								
					52.73									
5	18	ITA-2	TOSINI Fabrizio	4.94	52.84	2:38.01	16							
			RIVA Sergio	4.95	52.83	+3.13								
				4.96	52.34									
6	16	CZE-1	DANILEVIC Ivo	4.90	52.73	2:37.84	15							
			STOKLASKA Jan	4.89	52.59	+2.96								
				4.95	52.52									
7	10	NED-1	van CALKER Edwin	4.77	52.37	2:37.83	14							
			JANSMA Sybren	4.81	52.83	+2.95								
				4.83	52.63									
8	19	POL-1	KUPCZYK Dawid	4.90	52.45	2:37.78	13							
			NIEWIARA Marcin Piotr	4.89	52.91	+2.90								
				4.91	52.42									
9	13	USA-3	KOHN Mike	4.91	52.47	2:37.43	12							
			CUNNINGHAM Nick	4.91	52.71	+2.55								
				4.94	52.25									
10	8	USA-2	NAPIER John	4.89	52.28	2:37.04	11							
			LANGTON Steven	4.89	52.45	+2.16								
				4.91	52.31									
11	14	ROU-1	ISTRATE Nicolae	4.85	52.19	2:37.00	10							
			CRACIUN Florin Cezar	4.84	52.41	+2.12								
				4.87	52.40									
12	3	GER-3	ANGERER Karl	4.84	52.23	2:36.85	9							
			BERMBACH Gregor	4.84	52.43	+1.97								
				4.89	52.19									



START LIST / LISTE DE DÉPART

SUN 21 FEB 2010 / DIM 21 FEV 2010 START TIME / DÉBUT 17:20

Start Order	Bib No	Team	Name	Start Time	Time	Total	Rk	Start Time	Int 1	Int 2	Int 3	Int 4	Finish Time	Total Time
13	25	LAT-1	MASKALANS Edgars	4.85	52.16	2:36.65	8							
			DREISKENS Daumants	4.83	52.32	+1.77								
				4.87	52.17									
14	11	RUS-2	ABRAMOVICH Dmitry	4.81	52.03	2:36.54	7							
			PRUDNIKOV Sergey	4.82	52.40	+1.66								
				4.84	52.11									
15	9	CAN-2	LUEDERS Pierre	4.78	51.94	2:35.93	6							
			LUMSDEN Jesse	4.79	52.12	+1.05								
				4.82	51.87									
16	6	USA-1	HOLCOMB Steven	4.79	51.89	2:35.91	5							
			TOMASEVICZ Curtis	4.82	52.04	+1.03								
				4.84	51.98									
17	1	SUI-1	RUEEGG Ivo	4.86	51.76	2:35.86	4							
			GRAND Cedric	4.86	52.18	+0.98								
				4.86	51.92									
18	7	RUS-1	ZUBKOV Alexandr	4.78	51.79	2:35.61	3							
			VOEVODA Alexey	4.78	52.02	+0.73								
				4.79	51.80									
19	2	GER-2	FLORSCHUETZ Thomas	4.79	51.57	2:35.04	2							
			ADJEI Richard	4.79	51.85	+0.16								
				4.84	51.62									
20	4	GER-1	LANGE Andre	4.81	51.59	2:34.88	1							
			KUSKE Kevin	4.81	51.72	0.00								
				4.83	51.57									

NOTES

In the listing of team names, the pilot is always shown first.

LEGEND

= Equal sign indicates that two or more teams share the same rank

Int Intermediate time No Number Rk Rank



OFFICIAL RESULTS / RÉSULTATS OFFICIELS

SUN 21 FEB 2010 / DIM 21 FEV 2010

	Start Record				Track Record			
Time	4.70 sec				51.57 sec			
Date	6 FEB 2009				20 FEB 2010			
NOC Code/Names	SUI	HEFTI Beat, LAMPARTER Thomas			GER	FLORSCHUETZ Thomas, ADJEI Richard		

Rk	Bib No	Team	Name	Start Time	Rk	Int 1 Rk	Int 2 Rk	Int 3 Rk	Int 4 Rk	Finish Time	Rk	Time Behind	Speed (km/h) (mph)	Rec				
1	4	GER-1	LANGE Andre KUSKE Kevin	4.81	=7	16.17	6	30.04	5	38.83	5	46.40	2	51.59	2	+0.02	150.6	93.5
				4.81	=5	16.17	5	30.06	3	38.88	1	46.49	1	51.72	1	0.00	149.5	92.8
				4.83	=3	16.18	=2	30.01	3	38.81	=1	46.38	1	51.57	1	0.00	151.0	93.8
				4.82	=3	16.19	3	30.07	=2	38.93	2	46.54	1	51.77	1	0.00	149.8	93.1
				Total:				3:26.65			0.00							
2	2	GER-2	FLORSCHUETZ Thomas ADJEI Richard	4.79	=5	16.10	=3	29.93	=2	38.74	2	46.34	1	51.57	1	0.00	150.1	93.3
				4.79	=3	16.14	4	30.09	4	38.95	=3	46.59	2	51.85	2	+0.13	149.3	92.7
				4.84	=5	16.18	=2	30.00	2	38.81	=1	46.40	2	51.62	2	+0.05	150.4	93.5
				4.82	=3	16.20	4	30.12	4	38.98	=3	46.60	3	51.83	2	+0.06	149.7	93.0
				Total:				3:26.87			+0.22							
3	7	RUS-1	ZUBKOV Aleksandr VOEVODA Alexey	4.78	=3	16.08	=1	29.93	=2	38.80	4	46.49	5	51.79	5	+0.22	148.4	92.2
				4.78	2	16.12	2	30.03	2	38.95	=3	46.69	3	52.02	3	+0.30	147.3	91.5
				4.79	1	16.11	1	29.99	1	38.85	3	46.52	3	51.80	3	+0.23	149.1	92.6
				4.78	1	16.10	1	29.98	1	38.87	1	46.57	2	51.90	3	+0.13	148.2	92.1
				Total:				3:27.51			+0.86							
4	1	SUI-1	RUEEGG Ivo GRAND Cedric	4.86	=12	16.20	9	30.05	6	38.88	6	46.53	6	51.76	4	+0.19	149.6	92.9
				4.86	12	16.25	12	30.23	=8	39.14	8	46.86	6	52.18	6	+0.46	147.9	91.9
				4.86	8	16.24	=8	30.19	8	39.04	7	46.68	6	51.92	5	+0.35	149.6	92.9
				4.85	=7	16.23	=5	30.17	7	39.05	7	46.72	7	51.99	6	+0.22	148.8	92.4
				Total:				3:27.85			+1.20							
5	9	CAN-2	LUEDERS Pierre LUMSDEN Jesse	4.78	=3	16.12	5	30.07	7	38.95	7	46.65	7	51.94	7	+0.37	148.2	92.1
				4.79	=3	16.13	3	30.15	5	39.10	6	46.82	5	52.12	5	+0.40	147.9	91.9
				4.82	2	16.19	=4	30.12	5	39.00	=5	46.63	4	51.87	4	+0.30	149.6	92.9
				4.79	2	16.12	2	30.07	=2	38.99	5	46.66	5	51.94	5	+0.17	148.8	92.5
				Total:				3:27.87			+1.22							
6	6	USA-1	HOLCOMB Steven TOMASEVICZ Curtis	4.79	=5	16.10	=3	29.91	1	38.70	1	46.45	4	51.89	6	+0.32	144.5	89.7
				4.82	=7	16.19	6	30.16	6	39.03	5	46.73	4	52.04	4	+0.32	148.1	92.0
				4.84	=5	16.19	=4	30.09	4	39.00	=5	46.69	7	51.98	7	+0.41	148.4	92.2
				4.86	=9	16.24	9	30.13	=5	38.98	=3	46.70	6	52.03	7	+0.26	147.6	91.7
				Total:				3:27.94			+1.29							
7	11	RUS-2	ABRAMOVICH Dmitry PRUDNIKOV Sergey	4.81	=7	16.19	8	30.16	=8	39.05	8	46.74	8	52.03	8	+0.46	148.4	92.2
				4.82	=7	16.22	8	30.25	=10	39.22	12	47.00	9	52.40	8	+0.68	145.4	90.4
				4.84	=5	16.22	6	30.16	7	39.09	=8	46.80	8	52.11	8	+0.54	148.4	92.2
				4.84	6	16.23	=5	30.13	=5	39.01	6	46.65	4	51.92	4	+0.15	149.0	92.6
				Total:				3:28.46			+1.81							



OFFICIAL RESULTS / RÉSULTATS OFFICIELS

SUN 21 FEB 2010 / DIM 21 FEV 2010

Rk	Bib No	Team	Name	Start Time	Rk	Int 1 Rk	Int 2 Rk	Int 3 Rk	Int 4 Rk	Finish Time	Rk	Time Behind	Speed (km/h) (mph)	Rec				
8	25	LAT-1	MASKALANS Edgars	4.85	=10	16.25	=10	30.20	10	39.09	10	46.82	9	52.16	9	+0.59	147.3	91.5
			DREISKENS Daumants	4.83	9	16.23	=9	30.25	=10	39.20	=9	46.97	8	52.32	7	+0.60	147.0	91.3
				4.87	=9	16.29	10	30.21	9	39.09	=8	46.83	9	52.17	9	+0.60	147.5	91.6
				4.86	=9	16.27	10	30.32	=12	39.31	16	47.08	=14	52.43	=11	+0.66	147.1	91.4
												Total:	3:29.08	+2.43				
9	3	GER-3	ANGERER Karl	4.84	9	16.25	=10	30.31	13	39.24	13	46.96	13	52.23	11	+0.66	148.7	92.4
			BERMBACH Gregor	4.84	=10	16.24	11	30.25	=10	39.21	11	47.03	11	52.43	10	+0.71	145.7	90.5
				4.89	12	16.32	12	30.31	11	39.23	=10	46.92	10	52.19	10	+0.62	148.5	92.3
				4.88	12	16.29	11	30.24	10	39.14	10	46.94	9	52.44	=13	+0.67	143.2	89.0
												Total:	3:29.29	+2.64				
10	8	USA-2	NAPIER John	4.89	14	16.33	13	30.30	12	39.20	12	46.95	12	52.28	12	+0.71	148.0	91.9
			LANGTON Steven	4.89	=14	16.33	14	30.34	14	39.31	14	47.09	12	52.45	11	+0.73	146.9	91.2
				4.91	=13	16.38	14	30.36	15	39.23	=10	46.96	12	52.31	12	+0.74	147.2	91.4
				4.93	=14	16.34	=13	30.27	11	39.17	11	46.95	=10	52.36	10	+0.59	145.7	90.5
												Total:	3:29.40	+2.75				
11	14	ROU-1	ISTRATE Nicolae	4.85	=10	16.26	12	30.23	11	39.12	11	46.85	10	52.19	10	+0.62	147.4	91.6
			CRACIUN Florin Cezar	4.84	=10	16.23	=9	30.21	7	39.13	7	46.96	7	52.41	9	+0.69	144.9	90.0
				4.87	=9	16.30	11	30.34	13	39.27	14	47.04	15	52.40	14	+0.83	147.3	91.5
				4.87	11	16.31	12	30.34	=14	39.27	13	47.03	=12	52.43	=11	+0.66	146.9	91.2
												Total:	3:29.43	+2.78				
12	13	USA-3	KOHN Mike	4.91	=17	16.37	16	30.42	16	39.37	16	47.13	15	52.47	15	+0.90	147.6	91.7
			CUNNINGHAM Nick	4.91	=17	16.41	17	30.51	16	39.47	16	47.27	16	52.71	14	+0.99	145.4	90.3
				4.94	16	16.39	15	30.32	12	39.23	=10	46.94	11	52.25	11	+0.68	148.4	92.2
				4.93	=14	16.37	=15	30.32	=12	39.19	12	46.95	=10	52.35	9	+0.58	146.0	90.7
												Total:	3:29.78	+3.13				
13	16	CZE-1	DANILEVIC Ivo	4.90	=15	16.34	14	30.37	14	39.35	15	47.27	17	52.73	17	+1.16	144.4	89.7
			STOKLASKA Jan	4.89	=14	16.26	13	30.27	13	39.27	13	47.15	14	52.59	12	+0.87	145.0	90.1
				4.95	17	16.40	16	30.42	16	39.42	17	47.19	17	52.52	16	+0.95	147.8	91.8
				4.90	13	16.34	=13	30.34	=14	39.29	15	47.08	=14	52.44	=13	+0.67	147.0	91.3
												Total:	3:30.28	+3.63				
14	10	NED-1	van CALKER Edwin	4.77	2	16.18	7	30.16	=8	39.06	9	46.91	11	52.37	13	+0.80	144.7	89.9
			JANSMA Sybren	4.81	=5	16.20	7	30.23	=8	39.20	=9	47.13	13	52.83	=15	+1.11	139.7	86.8
				4.83	=3	16.23	7	30.23	10	39.23	=10	47.11	16	52.63	17	+1.06	143.5	89.1
				4.83	5	16.23	=5	30.18	8	39.12	9	47.03	=12	52.62	16	+0.85	141.6	88.0
												Total:	3:30.45	+3.80				
15	5	CAN-1	RUSH Lyndon	4.76	1	16.08	=1	29.94	4	38.76	3	46.42	3	51.67	3	+0.10	149.2	92.7
			BISSETT David	4.75	1	16.07	1	30.02	1	38.91	2	47.02	10	54.70	22	+2.98	121.9	75.7
				4.87	=9	16.24	=8	30.14	6	38.97	4	46.64	5	51.93	6	+0.36	148.4	92.2
				4.85	=7	16.23	=5	30.23	9	39.10	8	46.82	8	52.16	8	+0.39	147.5	91.6
												Total:	3:30.46	+3.81				



OFFICIAL RESULTS / RÉSULTATS OFFICIELS

SUN 21 FEB 2010 / DIM 21 FEV 2010

Rk	Bib No	Team	Name	Start Time	Rk	Int 1 Rk	Int 2 Rk	Int 3 Rk	Int 4 Rk	Finish Time	Rk	Time Behind	Speed (km/h) (mph)	Rec			
16	19	POL-1	KUPCZYK Dawid NIEWIARA Marcin Piotr	4.90=15	16.38	17	30.38	15	39.31	14	47.07	14	52.45	14	+0.88	146.7	91.2
				4.89=14	16.38=15	30.53	17	39.56	18	47.43	19	52.91	18	+1.19	144.6	89.8	
				4.91=13	16.36	13	30.35	14	39.28	15	47.03=13	52.42	15	+0.85	146.8	91.2	
				4.93=14	16.37=15	30.34=14	39.28	14	47.18=16	52.72	19	+0.95	142.8	88.7			
										Total:	3:30.50	+3.85					
17	18	ITA-2	TOSINI Fabrizio RIVA Sergio	4.94=19	16.50	20	30.65	20	39.68	18	47.48	18	52.84	18	+1.27	147.2	91.4
				4.95	16.53	21	30.65	20	39.63	19	47.42	18	52.83=15	+1.11	146.1	90.8	
				4.96=18	16.43=18	30.43	17	39.34	16	47.03=13	52.34	13	+0.77	148.4	92.2		
				4.95	16.45	18	30.60	19	39.59	19	47.33	19	52.65	18	+0.88	147.6	91.7
										Total:	3:30.66	+4.01					
18	15	AUT-2	LOACKER Juergen HACKL Christian	4.97	16.48	19	30.49	17	39.43	17	47.19	16	52.55	16	+0.98	147.0	91.3
				4.98	16.49	19	30.55	18	39.55	17	47.41	17	52.86	17	+1.14	144.3	89.6
				4.99	16.50	21	30.59	20	39.58	20	47.37	20	52.73=19	+1.16	146.9	91.2	
				4.98=18	16.51	20	30.57	18	39.52	18	47.28	18	52.64	17	+0.87	147.0	91.3
										Total:	3:30.78	+4.13					
19	21	MON-1	SERVELLE Patrice GATTUSO Sebastien	4.94=19	16.56	22	30.71	21	39.75	21	47.56	19	52.96	19	+1.39	146.3	90.9
				4.96	16.45	18	30.49	15	39.46	15	47.23	15	52.61	13	+0.89	146.9	91.2
				4.96=18	16.41	17	30.50	18	39.53	18	47.32=18	52.71	18	+1.14	146.7	91.1	
				4.98=18	16.44	17	30.43	17	39.42	17	47.18=16	52.56	15	+0.79	146.9	91.2	
										Total:	3:30.84	+4.19					
20	20	SVK-1	JAGNESAK Milan NAROVEC Petr	5.03	16.55	21	30.76	22	39.86	22	47.73	22	53.18	21	+1.61	144.8	90.0
				5.01	16.52	20	30.70	21	39.79	21	47.66	20	53.16	19	+1.44	144.6	89.8
				5.03	16.49	20	30.53	19	39.54	19	47.32=18	52.73=19	+1.16	146.4	91.0		
				5.02	16.50	19	30.65	20	39.70	20	47.52	20	52.99	20	+1.22	145.4	90.4
										Total:	3:32.06	+5.41					
21	23	JPN-1	SUZUKI Hiroshi KOBAYASHI Ryuichi	4.91=17	16.42	18	30.58	19	39.71	19	47.70	21	53.24	22	+1.67	142.7	88.6
				4.91=17	16.38=15	30.62	19	39.78	20	47.75	21	53.30	20	+1.58	142.3	88.4	
				4.93	16.43=18	30.61	21	39.72	21	47.63	21	53.13	21	+1.56	143.8	89.3	
										Total:	2:39.67						
22	17	AUS-1	SPRING Christopher RYAN Anthony	4.86=12	16.36	15	30.57	18	39.74	20	47.64	20	53.14	20	+1.57	144.0	89.5
				4.87	16.88	22	31.52	22	40.87	22	48.86	22	54.41	21	+2.69	143.2	88.9
				4.97	16.51	22	30.75	22	39.83	22	47.69	22	53.18	22	+1.61	144.7	89.9
										Total:	2:40.73						
27	AUS-2	ROLLESTON Jeremy PUGH Duncan	4.98	16.74	24	33.58	24	47.58	24	1:00.51	24	DNF	85.9	53.3			
										Total:	DNF						
22	LIE-1	KLINGLER Michael DUERR Thomas	5.08	16.63	23	30.85	23	39.97	23	48.18	23	56.18	23	+4.61	123.8	76.9	
										Total:	DNS						
12	ITA-1	BERTAZZO Simone ROMANINI Samuele											Total:	DSQ			
24	GBR-1	JACKSON John MONEY Dan											Total:	DSQ			



COMPETITION DATA / DONNÉES DE COMPÉTITION

SUN 21 FEB 2010 / DIM 21 FEV 2010

	Start Time	End Time
Heat 3	16:00	16:51
Heat 4	17:35	18:20

Participating Teams

AUS (2)	AUT (2)	CAN (2)	CZE (1)	GBR (1)	GER (3)	ITA (2)	JPN (1)	LAT (1)	LIE (1)
MON (1)	NED (1)	POL (1)	ROU (1)	RUS (2)	SUI (1)	SVK (1)	USA (3)		

Track Records Prior to the Games

	Start Record	Track Record
Time	4.70	51.95
Date	6 FEB 2009	6 FEB 2009
NOC Code/ Names	SUI HEFTI Beat, LAMPARTER Thomas	SUI HEFTI Beat, LAMPARTER Thomas

New Track Records

Team	Crew	Start Record	Track Record	Heat Number
SUI-1	RUEEGG Ivo, GRAND Cedric		51.76	1
GER-2	FLORSCHUETZ Thomas, ADJEI Richard		51.57	1

Weather Conditions

	15:30	16:00	16:30	17:00	17:30	18:00				
Overall Weather Conditions	Sunny	Sunny	Sunny	Clear	Clear	Clear				
Air Temperature (°C/F)	8.2/46.7	8.0/46.4	7.7/45.8	6.1/42.9	4.3/39.7	2.5/36.5				
Ice Temperature (°C/F)	-1.0/30.2	-1.7/28.9	-1.7/28.9	-2.1/28.2	-2.8/26.9	-2.5/27.5				
Humidity	39	40	42	48	62	74				
Wind Direction	WSW	WNW	S	SSE	SE	ESE				
Wind Speed (m/s)	1.0	1.0	1.0	2.1	1.0	0.5				
Precipitation Accumulation (cm/in per hour)	/	/	/	/	/	/				

List of Officials

FIBT President	STOREY Robert	FIBT Secretary General	GARDELLA Ermanno
Technical Delegate	WERTH Georg	Technical Delegate	GUDZOWSKY Terry
President of the Jury	SCHULTE Manfred	Member of the Jury	CARLINO Anthony
Member of the Jury	SORAVIA Fausto	Member of the Jury	HAIDER Maria
Member of the Jury	KILBURN Joseph	Jury Assistant	HELL Peter
Jury Assistant	LYUBOVITSKIY Vladimir	Technical Official	SENNHAUSER Walter
Technical Official	PANAITESCU Dragos	Technical Official	CUNEO Robert
Technical Official	MENARDI Diego	Technical Official	GIGACHER Hermann
Race Director	WOLF Astrid	Chief of the Track	SEITZ Tracy

Jury Decisions

	Heat: 1	Bib: 24	Team GBR-1	Heat: 1	Bib: 26	Team AUT-1	Heat: 3	Bib: 12	Team ITA-1
Explanation	DSQ - Incomplete team crossing finish line			DSQ - Overweight			DSQ - Underweight		

LEGEND

ESE East-South-East
WNW West-North-West

SE South-East
WSW West-South-West

SSE South-South-East

S South



RECORDS / RECORDS

As of SUN 21 FEB 2010 / En date du DIM 21 FEV 2010

Prior to the Games

Team Names	NOC Code	Start Record	Track Record	Date	Competition
HEFTI Beat, LAMPARTER Thomas	SUI	4.70		6 FEB 2009	World Cup
HEFTI Beat, LAMPARTER Thomas	SUI		51.95	6 FEB 2009	World Cup

During the Games

Team Names	Team	Start Record	Track Record	Date	Heat Number
RUEEGG Ivo, GRAND Cedric	SUI-1		51.76	20 FEB 2010	1
FLORSCHUETZ Thomas, ADJEI Richard	GER-2		51.57	20 FEB 2010	1

NOTES

In the listing of team names, the pilot is always shown first.



PERFORMANCE ANALYSIS / ANALYSE DE LA PERFORMANCE

SUN 21 FEB 2010 / DIM 21 FEV 2010

	Start Record				Track Record			
Time	4.70 sec				51.57 sec			
Date	6 FEB 2009				20 FEB 2010			
NOC Code/Names	SUI	HEFTI Beat, LAMPARTER Thomas			GER	FLORSCHUETZ Thomas, ADJEI Richard		

Rk	Bib No	Team	Name	Start Time	Rk	S-1 Rk	1-2 Rk	2-3 Rk	3-4 Rk	4-F Rk	Finish Time	Rk	Time Behind	Speed (km/h)	(mph)					
1	4	GER-1	LANGE Andre KUSKE Kevin	4.81	=7	11.36	7	13.87	6	8.79	=1	7.57	1	5.19	1	51.59	2	+0.02	150.6	93.5
				4.81	=5	11.36	5	13.89	1	8.82	1	7.61	1	5.23	1	51.72	1	0.00	149.5	92.8
				4.83	=3	11.35	=3	13.83	2	8.80	1	7.57	1	5.19	1	51.57	1	0.00	151.0	93.8
				4.82	=3	11.37	3	13.88	=1	8.86	=2	7.61	1	5.23	=1	51.77	1	0.00	149.8	93.1
				Total:		3:26.65		0.00												
2	2	GER-2	FLORSCHUETZ Thomas ADJEI Richard	4.79	=5	11.31	=2	13.83	2	8.81	3	7.60	2	5.23	=2	51.57	1	0.00	150.1	93.3
				4.79	=3	11.35	4	13.95	=3	8.86	2	7.64	2	5.26	2	51.85	2	+0.13	149.3	92.7
				4.84	=5	11.34	2	13.82	1	8.81	2	7.59	2	5.22	2	51.62	2	+0.05	150.4	93.5
				4.82	=3	11.38	=4	13.92	5	8.86	=2	7.62	2	5.23	=1	51.83	2	+0.06	149.7	93.0
				Total:		3:26.87		+0.22												
3	7	RUS-1	ZUBKOV Aleksandr VOEVODA Alexey	4.78	=3	11.30	1	13.85	=3	8.87	6	7.69	=5	5.30	8	51.79	5	+0.22	148.4	92.2
				4.78	2	11.34	=2	13.91	2	8.92	=6	7.74	6	5.33	6	52.02	3	+0.30	147.3	91.5
				4.79	1	11.32	1	13.88	3	8.86	5	7.67	=5	5.28	6	51.80	3	+0.23	149.1	92.6
				4.78	1	11.32	1	13.88	=1	8.89	8	7.70	6	5.33	=7	51.90	3	+0.13	148.2	92.1
				Total:		3:27.51		+0.86												
4	1	SUI-1	RUEEGG Ivo GRAND Cedric	4.86	=12	11.34	=5	13.85	=3	8.83	5	7.65	3	5.23	=2	51.76	4	+0.19	149.6	92.9
				4.86	12	11.39	=8	13.98	=6	8.91	5	7.72	=4	5.32	5	52.18	6	+0.46	147.9	91.9
				4.86	8	11.38	=7	13.95	10	8.85	4	7.64	4	5.24	=3	51.92	5	+0.35	149.6	92.9
				4.85	=7	11.38	=4	13.94	7	8.88	=6	7.67	=4	5.27	=3	51.99	6	+0.22	148.8	92.4
				Total:		3:27.85		+1.20												
5	9	CAN-2	LUEDERS Pierre LUMSDEN Jesse	4.78	=3	11.34	=5	13.95	=7	8.88	7	7.70	7	5.29	=6	51.94	7	+0.37	148.2	92.1
				4.79	=3	11.34	=2	14.02	=11	8.95	=8	7.72	=4	5.30	3	52.12	5	+0.40	147.9	91.9
				4.82	2	11.37	=5	13.93	=7	8.88	=7	7.63	3	5.24	=3	51.87	4	+0.30	149.6	92.9
				4.79	2	11.33	2	13.95	=8	8.92	11	7.67	=4	5.28	5	51.94	5	+0.17	148.8	92.5
				Total:		3:27.87		+1.22												
6	6	USA-1	HOLCOMB Steven TOMASEVICZ Curtis	4.79	=5	11.31	=2	13.81	1	8.79	=1	7.75	=11	5.44	17	51.89	6	+0.32	144.5	89.7
				4.82	=7	11.37	=6	13.97	5	8.87	3	7.70	3	5.31	4	52.04	4	+0.32	148.1	92.0
				4.84	=5	11.35	=3	13.90	=4	8.91	=9	7.69	=7	5.29	=7	51.98	7	+0.41	148.4	92.2
				4.86	=9	11.38	=4	13.89	3	8.85	1	7.72	=7	5.33	=7	52.03	7	+0.26	147.6	91.7
				Total:		3:27.94		+1.29												
7	11	RUS-2	ABRAMOVICH Dmitry PRUDNIKOV Sergey	4.81	=7	11.38	8	13.97	=9	8.89	=8	7.69	=5	5.29	=6	52.03	8	+0.46	148.4	92.2
				4.82	=7	11.40	=11	14.03	=13	8.97	=12	7.78	=9	5.40	=10	52.40	8	+0.68	145.4	90.4
				4.84	=5	11.38	=7	13.94	9	8.93	=13	7.71	=10	5.31	=9	52.11	8	+0.54	148.4	92.2
				4.84	6	11.39	8	13.90	4	8.88	=6	7.64	3	5.27	=3	51.92	4	+0.15	149.0	92.6
				Total:		3:28.46		+1.81												



PERFORMANCE ANALYSIS / ANALYSE DE LA PERFORMANCE

SUN 21 FEB 2010 / DIM 21 FEV 2010

Rk	Bib No	Team	Name	Start Time	Rk	S-1 Rk	1-2 Rk	2-3 Rk	3-4 Rk	4-F Rk	Finish Time	Rk	Time Behind	Speed (km/h)	(mph)					
8	25	LAT-1	MASKALANS Edgars	4.85	=10	11.40	9	13.95	=7	8.89	=8	7.73	=9	5.34	=10	52.16	9	+0.59	147.3	91.5
			DREISKENS Daumants	4.83	9	11.40	=11	14.02	=11	8.95	=8	7.77	=7	5.35	7	52.32	7	+0.60	147.0	91.3
				4.87	=9	11.42	10	13.92	6	8.88	=7	7.74	13	5.34	13	52.17	9	+0.60	147.5	91.6
				4.86	=9	11.41	=10	14.05	17	8.99	=17	7.77	14	5.35	10	52.43	=11	+0.66	147.1	91.4
												Total:	3:29.08		+2.43					
9	3	GER-3	ANGERER Karl	4.84	9	11.41	=10	14.06	17	8.93	=13	7.72	8	5.27	5	52.23	11	+0.66	148.7	92.4
			BERMBACH Gregor	4.84	=10	11.40	=11	14.01	=8	8.96	=10	7.82	13	5.40	=10	52.43	10	+0.71	145.7	90.5
				4.89	12	11.43	=11	13.99	=12	8.92	12	7.69	=7	5.27	5	52.19	10	+0.62	148.5	92.3
				4.88	12	11.41	=10	13.95	=8	8.90	=9	7.80	17	5.50	18	52.44	=13	+0.67	143.2	89.0
												Total:	3:29.29		+2.64					
10	8	USA-2	NAPIER John	4.89	14	11.44	=13	13.97	=9	8.90	=11	7.75	=11	5.33	9	52.28	12	+0.71	148.0	91.9
			LANGTON Steven	4.89	=14	11.44	14	14.01	=8	8.97	=12	7.78	=9	5.36	8	52.45	11	+0.73	146.9	91.2
				4.91	=13	11.47	=18	13.98	11	8.87	6	7.73	12	5.35	14	52.31	12	+0.74	147.2	91.4
				4.93	=14	11.41	=10	13.93	6	8.90	=9	7.78	15	5.41	16	52.36	10	+0.59	145.7	90.5
												Total:	3:29.40		+2.75					
11	14	ROU-1	ISTRATE Nicolae	4.85	=10	11.41	=10	13.97	=9	8.89	=8	7.73	=9	5.34	=10	52.19	10	+0.62	147.4	91.6
			CRACIUN Florin Cezar	4.84	=10	11.39	=8	13.98	=6	8.92	=6	7.83	14	5.45	=15	52.41	9	+0.69	144.9	90.0
				4.87	=9	11.43	=11	14.04	=17	8.93	=13	7.77	=15	5.36	=15	52.40	14	+0.83	147.3	91.5
				4.87	11	11.44	=13	14.03	16	8.93	12	7.76	=10	5.40	=14	52.43	=11	+0.66	146.9	91.2
												Total:	3:29.43		+2.78					
12	13	USA-3	KOHN Mike	4.91	=17	11.46	15	14.05	16	8.95	16	7.76	=13	5.34	=10	52.47	15	+0.90	147.6	91.7
			CUNNINGHAM Nick	4.91	=17	11.50	18	14.10	17	8.96	=10	7.80	12	5.44	=13	52.71	14	+0.99	145.4	90.3
				4.94	16	11.45	=13	13.93	=7	8.91	=9	7.71	=10	5.31	=9	52.25	11	+0.68	148.4	92.2
				4.93	=14	11.44	=13	13.95	=8	8.87	=4	7.76	=10	5.40	=14	52.35	9	+0.58	146.0	90.7
												Total:	3:29.78		+3.13					
13	16	CZE-1	DANILEVIC Ivo	4.90	=15	11.44	=13	14.03	15	8.98	17	7.92	21	5.46	=19	52.73	17	+1.16	144.4	89.7
			STOKLASKA Jan	4.89	=14	11.37	=6	14.01	=8	9.00	=17	7.88	18	5.44	=13	52.59	12	+0.87	145.0	90.1
				4.95	17	11.45	=13	14.02	16	9.00	=17	7.77	=15	5.33	12	52.52	16	+0.95	147.8	91.8
				4.90	13	11.44	=13	14.00	=14	8.95	=15	7.79	16	5.36	=11	52.44	=13	+0.67	147.0	91.3
												Total:	3:30.28		+3.63					
14	10	NED-1	van CALKER Edwin	4.77	2	11.41	=10	13.98	12	8.90	=11	7.85	18	5.46	=19	52.37	13	+0.80	144.7	89.9
			JANSMA Sybren	4.81	=5	11.39	=8	14.03	=13	8.97	=12	7.93	19	5.70	21	52.83	=15	+1.11	139.7	86.8
				4.83	=3	11.40	9	14.00	=14	9.00	=17	7.88	21	5.52	22	52.63	17	+1.06	143.5	89.1
				4.83	5	11.40	9	13.95	=8	8.94	=13	7.91	20	5.59	20	52.62	16	+0.85	141.6	88.0
												Total:	3:30.45		+3.80					
15	5	CAN-1	RUSH Lyndon	4.76	1	11.32	4	13.86	5	8.82	4	7.66	4	5.25	4	51.67	3	+0.10	149.2	92.7
			BISSETT David	4.75	1	11.32	1	13.95	=3	8.89	4	8.11	22	7.68	22	54.70	22	+2.98	121.9	75.7
				4.87	=9	11.37	=5	13.90	=4	8.83	3	7.67	=5	5.29	=7	51.93	6	+0.36	148.4	92.2
				4.85	=7	11.38	=4	14.00	=14	8.87	=4	7.72	=7	5.34	9	52.16	8	+0.39	147.5	91.6
												Total:	3:30.46		+3.81					



PERFORMANCE ANALYSIS / ANALYSE DE LA PERFORMANCE

SUN 21 FEB 2010 / DIM 21 FEV 2010

Rk	Bib No	Team	Name	Start Time	Rk	S-1 Rk	1-2 Rk	2-3 Rk	3-4 Rk	4-F Rk	Finish Time	Rk	Time Behind	Speed (km/h)	(mph)					
16	19	POL-1	KUPCZYK Dawid NIEWIARA Marcin Piotr	4.90=15	11.48	16	14.00	13	8.93=13	7.76=13	5.38	15	52.45	14	+0.88	146.7	91.2			
				4.89=14	11.49=16	14.15	19	9.03	19	7.87=16	5.48	17	52.91	18	+1.19	144.6	89.8			
				4.91=13	11.45=13	13.99=12	8.93=13	7.75	14	5.39=17	52.42	15	+0.85	146.8	91.2					
				4.93=14	11.44=13	13.97	12	8.94=13	7.90	19	5.54	19	52.72	19	+0.95	142.8	88.7			
Total:											3:30.50		+3.85							
17	18	ITA-2	TOSINI Fabrizio RIVA Sergio	4.94=19	11.56	22	14.15=18	9.03	18	7.80	16	5.36=13	52.84	18	+1.27	147.2	91.4			
				4.95	19	11.58	21	14.12	18	8.98	16	7.79	11	5.41	12	52.83	=15	+1.11	146.1	90.8
				4.96=18	11.47=18	14.00=14	8.91	=9	7.69	=7	5.31	=9	52.34	13	+0.77	148.4	92.2			
				4.95	17	11.50	19	14.15=19	8.99=17	7.74	9	5.32	6	52.65	18	+0.88	147.6	91.7		
Total:											3:30.66		+4.01							
18	15	AUT-2	LOACKER Juergen HACKL Christian	4.97	21	11.51=18	14.01	14	8.94	15	7.76=13	5.36=13	52.55	16	+0.98	147.0	91.3			
				4.98	21	11.51=19	14.06	16	9.00=17	7.86	15	5.45=15	52.86	17	+1.14	144.3	89.6			
				4.99	21	11.51	21	14.09=19	8.99	16	7.79=18	5.36=15	52.73	=19	+1.16	146.9	91.2			
				4.98=18	11.53	20	14.06	18	8.95=15	7.76=10	5.36=11	52.64	17	+0.87	147.0	91.3				
Total:											3:30.78		+4.13							
19	21	MON-1	SERVELLE Patrice GATTUSO Sebastien	4.94=19	11.62	23	14.15=18	9.04	19	7.81	17	5.40	16	52.96	19	+1.39	146.3	90.9		
				4.96	20	11.49=16	14.04	15	8.97=12	7.77	=7	5.38	9	52.61	13	+0.89	146.9	91.2		
				4.96=18	11.45=13	14.09=19	9.03	20	7.79=18	5.39=17	52.71	18	+1.14	146.7	91.1					
				4.98=18	11.46	17	13.99	13	8.99=17	7.76=10	5.38	13	52.56	15	+0.79	146.9	91.2			
Total:											3:30.84		+4.19							
20	20	SVK-1	JAGNESAK Milan NAROVEC Petr	5.03	23	11.52	20	14.21=21	9.10	20	7.87	19	5.45	18	53.18	21	+1.61	144.8	90.0	
				5.01	22	11.51=19	14.18	20	9.09	20	7.87=16	5.50	18	53.16	19	+1.44	144.6	89.8		
				5.03	22	11.46	17	14.04=17	9.01	19	7.78	17	5.41	19	52.73	=19	+1.16	146.4	91.0	
				5.02	20	11.48	18	14.15=19	9.05	20	7.82	18	5.47	17	52.99	20	+1.22	145.4	90.4	
Total:											3:32.06		+5.41							
21	23	JPN-1	SUZUKI Hiroshi KOBAYASHI Ryuichi	4.91=17	11.51=18	14.16	20	9.13	22	7.99	22	5.54	22	53.24	22	+1.67	142.7	88.6		
				4.91=17	11.47	15	14.24	21	9.16	21	7.97	20	5.55=19	53.30	20	+1.58	142.3	88.4		
				4.93	15	11.50	20	14.18	21	9.11	22	7.91	22	5.50	21	53.13	21	+1.56	143.8	89.3
				Total:											2:39.67					
22	17	AUS-1	SPRING Christopher RYAN Anthony	4.86=12	11.50	17	14.21=21	9.17	23	7.90	20	5.50	21	53.14	20	+1.57	144.0	89.5		
				4.87	13	12.01	22	14.64	22	9.35	22	7.99	21	5.55=19	54.41	21	+2.69	143.2	88.9	
				4.97	20	11.54	22	14.24	22	9.08	21	7.86	20	5.49	20	53.18	22	+1.61	144.7	89.9
				Total:											2:40.73					
27	AUS-2	ROLLESTON Jeremy PUGH Duncan	4.98	22	11.76	24	16.84	24	14.00	24	12.93	24			DNF	85.9	53.3			
			Total:											DNF						
22	LIE-1	KLINGLER Michael DUERR Thomas	5.08	24	11.55	21	14.22	23	9.12	21	8.21	23	8.00	23	56.18	23	+4.61	123.8	76.9	
			Total:											DNF						
12	ITA-1	BERTAZZO Simone ROMANINI Samuele												DSQ						
			Total:											DSQ						
24	GBR-1	JACKSON John MONEY Dan												DSQ						
			Total:											DSQ						



PERFORMANCE ANALYSIS / ANALYSE DE LA PERFORMANCE

SUN 21 FEB 2010 / DIM 21 FEV 2010

Rk	Bib No	Team	Name	Start Time	Rk	S-1 Rk	1-2 Rk	2-3 Rk	3-4 Rk	4-F Rk	Finish Time	Rk	Time Behind	Speed (km/h) (mph)
26	AUT-1		STAMPFER Wolfgang MAYER Juergen											
										Total:				
														DSQ
														DSQ

NOTES

In the listing of team names, the pilot is always shown first.

LEGEND

=	Equal sign indicates that two or more teams share the same rank						
1-2	Segment: 1st to 2nd intermediate point	2-3	Segment: 2nd to 3rd intermediate point	3-4	Segment: 3rd to 4th intermediate point	4-F	Segment: 4th intermediate point to finish
DNF	Did not finish	DNS	Did not start	DSQ	Disqualified	No	Number
Rk	Rank	S-1	Segment: Start to 1st intermediate point				

GBR-1 disqualified for incomplete team crossing the finish line, AUT-1 disqualified for overweight, ITA-1 disqualified for underweight.



TEAM CAPTAINS MEETING MINUTES

FRI 19 FEB / VEN 19 FÉV START TIME / DÉBUT 14:00

Astrid Wolf
Race Director

Welcomes all to the meeting and introduces the technical delegates, jury members and competition management.

Jos Mattli
Jury President

Welcomes all nations and colleagues. Roll call of nations: AUS, BEL, CAN, GBR, GER, IRL, ITA, JPN, NED, ROU, RUS, SUI and USA. All nations present.

Official Training Draw. Team Captains must choose order of sleds within Nation.
One draw for Day 1 and Day 2
1st DAY: 1 → END
2nd DAY: END → 1

Second draw for Day 3, 1 → END
The first run will have full controls similar to a competition heat.

Omega

Proceed with electronic draw for DAY 1 and DAY 2:
GBR, IRL, ROU, JPN, USA, ITA, RUS, GER, BEL, SUI, AUS, CAN and NED.

Robert Cueno
Materials Commission – FIBT

Most Women's sleds have already been checked, but the Materials Commission will be available tomorrow if an appointment is needed.

Runner checks are being completed today for Men's sleds and Women's checks will take place on Monday, 22 February. Please see schedule that has been distributed to your mailbox.

Each pilot is restricted to two sets of runners. These will be marked with an Olympic stamp and World Cup labels are not to be removed.

Post-race checks, as in previous Olympics, will include disassembly of the articulation, steering bearings, and rear axels. Nations must provide their own tools and technicians.

Omega

Proceed with electronic draw. For DAY 3:
AUS, RUS, GER, ITA, GBR, NED, USA, IRL, CAN, ROU, BEL, SUI and JPN.

Jos Mattli

The Jury has also decided to offer supplementary training for all Women's Bobsleigh pilots tonight, 19 February following the completion of the Skeleton Competition. These runs may be taken from Damen Start or Bobsleigh Start.

Asked which nations would like to participate in this additional training. All Nations will participate, only 2 athletes not sliding (Upperton - CAN and Martini - GER).

Start list for the supplementary training will be available at the Race Office 2 hours prior to the start of training.

Please remind all athletes to clear the outrun as quickly as possible.

As Dr. David McDonagh mentioned in prior meetings, all athletes that crash must report to Athlete Medical Services and be cleared by a Doctor before continuing sliding. Please remind your athletes to cooperate with venue medical staff.

Jos Mattli

Rule 51 enforcement – detailed information available in handout and team captain's manual.

Peter Hell

Just a reminder that this includes no names on equipment (including helmets and sleds). Equipment manufacturers names or trademarks will also be restricted. Tessa tape will be available to cover any illegal markings.

GER

Does this include stickers?

Jos Mattli

Yes.



Training numbers and scabbard numbers will be distributed after the meeting by the Race Office. Please place stickers on the side of sled, below the push bars, same as World Cups.

Reminder that training on the last day of training will run the same as race day, including weight and temperature controls.

Please let athletes know that they are required to walk through the mixed zone on training and competition days. More information is available in handout and team captain's manual.

Dr. David McDonagh
Medical Officer – FIBT

Asks that with the addition of two supplementary runs, athletes take it easy on their first training runs. We do not need any additional negative press. The medical staff on site is excellent and will do their best, but if we have numerous crashes, training could be delayed.

Astrid Wolf

Please be aware that trucks will begin running 2 hours before training begins. When a nation is ready to be transported to the Start, they are to register with the Sport Transport attendant. All nations will be put on a first come, first serve list. Be aware that trucks will be sent to the Start in the most efficient way possible and will run continuously.

During track walks, all athletes and team officials are only to enter the track from the Start or Finish. Please ensure all footwear is clean and refrain from crossing the track at the Finish dock (walk around).

Armbands will be distributed at the end of this meeting. Each nation will receive two armbands for the Start and the Finish. Please note that athletes can have more than two helpers, but only the helpers with armbands are permitted at the Start block. Only two helpers are permitted on the Finish dock.


A welding workshop is located in the Sled Compound – trailer # 16. Please speak with Sport Transport attendants to make an appointment as necessary.

There will be no forerunners for supplementary Women's session this evening.

Questions?

Jos Mattli

Thank you and good luck.



JURY PRESIDENT: _____

Joe Mattli

RACE DIRECTOR: _____

Astrid Wolf



RESULTS / RÉSULTATS

SAT 20 FEB 2010 / SAM 20 FEV 2010

Start Order	Bib No	Team	Pilot Name	Start Time	Rk	Int 1 Rk	Int 2 Rk	Int 3 Rk	Int 4 Rk	Finish Time	Rk	Time Behind	Speed (km/h)	(mph)				
1	1	GBR-1	MINICHIELLO Nicola	5.41	=8	17.12	=5	31.36	=7	40.46	8	48.34	7	53.78	5	+0.54	145.0	90.1
				5.44	=8	17.20	7	31.52	6	40.72	7	48.78	9	54.43	11	+0.83	140.3	87.1
2	2	GBR-2	WALKER Paula	5.60	18	17.46	18	31.81	15	40.98	=13	48.96	12	54.53	12	+1.29	142.1	88.3
				5.62	18	17.51	18	32.13	18	41.47	19	49.49	18	55.09	17	+1.49	142.7	88.7
3	3	IRL-1	HOEY Aoife	6.02	20	18.09	20	32.55	21	41.81	21	49.85	21	55.44	19	+2.20	142.0	88.2
				5.80	20	17.74	20	32.18	19	41.45	18	49.51	19	55.12	18	+1.52	141.6	88.0
4	4	ROU-1	RADENOVIC Carmen	6.09	21	18.10	21	32.45	20	41.64	20	49.63	18	55.23	18	+1.99	142.4	88.5
				5.78	19	17.71	19	32.08	17	41.31	17	49.39	=16	55.06	16	+1.46	140.7	87.4
5	5	JPN-1	HINO Manami	5.87	19	17.79	19	32.19	19	41.41	19	49.72	20	56.11	21	+2.87	125.7	78.1
				6.01	21	18.08	21	32.60	20	41.92	20	50.04	20	55.75	20	+2.15	139.6	86.7
6	6	USA-1	ROHBOCK Shauna	5.40	=5	17.08	4	31.15	2	40.10	2	47.96	2	53.48	2	+0.24	143.7	89.3
				5.41	6	17.14	3	31.31	2	40.31	1	48.17	=1	53.63	2	+0.03	145.0	90.1
7	7	USA-2	PAC Erin	5.42	10	17.14	9	31.31	6	40.33	6	48.27	6	53.82	6	+0.58	143.3	89.0
				5.52	15	17.33	13	31.66	10	40.82	10	48.87	12	54.53	12	+0.93	140.2	87.1
8	8	USA-3	SCHAAF Bree	5.40	=5	17.13	=7	31.36	=7	40.42	7	48.35	8	53.96	8	+0.72	142.0	88.2
				5.44	=8	17.23	9	31.58	8	40.69	6	48.63	6	54.17	6	+0.57	143.4	89.1
9	9	ITA-1	GILLARDUZZI Jessica	5.45	=11	17.33	14	31.96	18	41.39	18	49.64	19	55.50	20	+2.26	137.2	85.2
				5.46	=11	17.37	15	31.96	16	41.29	16	49.39	=16	55.14	19	+1.54	138.7	86.2
10	10	RUS-1	SKULKINA Anastasia	5.50	=15	17.34	=15	31.72	13	40.94	12	48.99	13	54.65	=13	+1.41	141.5	87.9
				5.46	=11	17.29	=11	31.68	12	40.87	12	48.80	10	54.37	9	+0.77	143.6	89.2
11	11	RUS-2	FEDOROVA Olga	5.41	=8	17.23	=10	31.83	16	41.15	=16	49.29	17	54.94	16	+1.70	140.8	87.5
				5.33	2	17.15	4	36.00	21	49.83	21	1:01.73	21	1:12.99	21	+19.39	96.8	60.1
12	12	GER-1	KIRIASIS Sandra	5.35	3	17.02	3	31.19	3	40.23	3	48.07	3	53.50	3	+0.26	145.3	90.3
				5.36	3	17.09	2	31.32	3	40.39	3	48.28	3	53.74	3	+0.14	144.6	89.9
13	13	GER-2	MARTINI Cathleen	5.40	=5	17.12	=5	31.28	5	40.28	4	48.24	5	53.85	7	+0.61	141.1	87.7
				5.42	7	17.21	8	31.42	4	40.48	4	48.38	=4	53.83	5	+0.23	144.4	89.7
14	14	GER-3	SCHRAMM Claudia	5.39	4	17.13	=7	31.44	9	40.60	=9	48.58	10	54.11	9	+0.87	143.2	89.0
				5.47	13	17.27	10	31.67	11	40.85	11	48.82	11	54.32	=7	+0.72	143.5	89.1
15	15	BEL-1	WILLEMSSEN Elfje	5.50	=15	17.37	17	31.89	17	41.15	=16	49.24	16	54.90	15	+1.66	139.6	86.7
				5.53	16	17.39	16	31.79	13	40.93	13	48.94	13	54.61	=13	+1.01	140.9	87.6
16	16	SUI-1	HAFNER Sabina	5.47	14	17.29	13	31.62	11	40.74	11	48.73	11	54.36	11	+1.12	141.2	87.7
				5.44	=8	17.29	=11	31.82	14	41.06	14	49.08	14	54.61	=13	+1.01	142.7	88.7
17	17	SUI-2	MEYER Fabienne	5.46	13	17.23	=10	31.50	10	40.60	=9	48.57	9	54.15	10	+0.91	142.2	88.3
				5.51	14	17.34	14	31.64	9	40.76	=8	48.76	7	54.32	=7	+0.72	141.9	88.1
18	18	AUS-1	LOCH-WILKINSON Astrid	5.51	17	17.34	=15	31.71	12	40.98	=13	49.19	15	54.98	17	+1.74	138.4	86.0
				5.55	17	17.45	17	31.89	15	41.10	15	49.20	15	54.84	15	+1.24	140.5	87.3
19	19	CAN-1	HUMPHRIES Kailie	5.32	1	17.00	1	31.10	1	40.09	1	47.87	1	53.24	1	0.00	146.9	91.2
				5.30	1	17.01	1	31.21	1	40.32	2	48.17	=1	53.60	1	0.00	145.3	90.3
20	20	CAN-2	UPPERTON Helen	5.33	2	17.01	2	31.26	4	40.31	5	48.12	4	53.53	4	+0.29	145.9	90.6
				5.39	=4	17.17	6	31.47	5	40.55	5	48.38	=4	53.77	4	+0.17	146.0	90.7
21	21	NED-1	KAMPHUIS Esme	5.45	=11	17.26	12	31.74	14	41.01	15	49.04	14	54.65	=13	+1.41	141.9	88.1
				5.39	=4	17.16	5	31.57	7	40.76	=8	48.77	8	54.42	10	+0.82	140.8	87.5



RESULTS / RÉSULTATS

SAT 20 FEB 2010 / SAM 20 FEV 2010

Start Order	Bib No	Team	Pilot Name	Start Time	Rk	Int 1	Rk	Int 2	Rk	Int 3	Rk	Int 4	Rk	Finish Time	Rk	Time Behind	Speed (km/h)	Speed (mph)
-------------	--------	------	------------	------------	----	-------	----	-------	----	-------	----	-------	----	-------------	----	-------------	--------------	-------------

LEGEND

= Equal sign indicates that two or more teams share the same rank

Int Intermediate time No Number Rk Rank



PERFORMANCE ANALYSIS / ANALYSE DE LA PERFORMANCE

SAT 20 FEB 2010 / SAM 20 FEV 2010

Start Order	Bib No	Team	Pilot Name	Start Time	Rk	S-1 Rk	1-2 Rk	2-3 Rk	3-4 Rk	4-F Rk	Finish Time	Rk	Time Behind	Speed (km/h)	Speed (mph)					
1	1	GBR-1	MINICHIELLO Nicola	5.41	=8	11.71	5	14.24	7	9.10	=8	7.88	5	5.44	4	53.78	5	+0.54	145.0	90.1
				5.44	=8	11.76	4	14.32	7	9.20	13	8.06	=15	5.65	=14	54.43	11	+0.83	140.3	87.1
2	2	GBR-2	WALKER Paula	5.60	18	11.86	16	14.35	=12	9.17	12	7.98	=10	5.57	8	54.53	12	+1.29	142.1	88.3
				5.62	18	11.89	16	14.62	20	9.34	20	8.02	=12	5.60	11	55.09	17	+1.49	142.7	88.7
3	3	IRL-1	HOEY Aoife	6.02	20	12.07	21	14.46	17	9.26	=16	8.04	15	5.59	10	55.44	19	+2.20	142.0	88.2
				5.80	20	11.94	20	14.44	=15	9.27	17	8.06	=15	5.61	12	55.12	18	+1.52	141.6	88.0
4	4	ROU-1	RADENOVIC Carmen	6.09	21	12.01	20	14.35	=12	9.19	13	7.99	=12	5.60	11	55.23	18	+1.99	142.4	88.5
				5.78	19	11.93	19	14.37	10	9.23	15	8.08	17	5.67	=17	55.06	16	+1.46	140.7	87.4
5	5	JPN-1	HINO Manami	5.87	19	11.92	19	14.40	16	9.22	=14	8.31	21	6.39	21	56.11	21	+2.87	125.7	78.1
				6.01	21	12.07	21	14.52	17	9.32	18	8.12	20	5.71	19	55.75	20	+2.15	139.6	86.7
6	6	USA-1	ROHBOCK Shauna	5.40	=5	11.68	=2	14.07	1	8.95	1	7.86	4	5.52	5	53.48	2	+0.24	143.7	89.3
				5.41	6	11.73	=2	14.17	1	9.00	1	7.86	3	5.46	=4	53.63	2	+0.03	145.0	90.1
7	7	USA-2	PAC Erin	5.42	10	11.72	=6	14.17	=4	9.02	4	7.94	7	5.55	7	53.82	6	+0.58	143.3	89.0
				5.52	15	11.81	10	14.33	8	9.16	9	8.05	14	5.66	16	54.53	12	+0.93	140.2	87.1
8	8	USA-3	SCHAAF Bree	5.40	=5	11.73	8	14.23	6	9.06	7	7.93	6	5.61	=12	53.96	8	+0.72	142.0	88.2
				5.44	=8	11.79	=7	14.35	9	9.11	=5	7.94	7	5.54	8	54.17	6	+0.57	143.4	89.1
9	9	ITA-1	GILLARDUZZI Jessica	5.45	=11	11.88	18	14.63	21	9.43	21	8.25	20	5.86	20	55.50	20	+2.26	137.2	85.2
				5.46	=11	11.91	18	14.59	19	9.33	19	8.10	=18	5.75	20	55.14	19	+1.54	138.7	86.2
10	10	RUS-1	SKULKINA Anastasia	5.50	=15	11.84	15	14.38	15	9.22	=14	8.05	16	5.66	=17	54.65	=13	+1.41	141.5	87.9
				5.46	=11	11.83	=12	14.39	11	9.19	=11	7.93	6	5.57	10	54.37	9	+0.77	143.6	89.2
11	11	RUS-2	FEDOROVA Olga	5.41	=8	11.82	=12	14.60	20	9.32	20	8.14	18	5.65	16	54.94	16	+1.70	140.8	87.5
				5.33	2	11.82	11	18.85	21	13.83	21	11.90	21	11.26	21	1:12.99	21	+19.39	96.8	60.1
12	12	GER-1	KIRIASIS Sandra	5.35	3	11.67	1	14.17	=4	9.04	5	7.84	3	5.43	3	53.50	3	+0.26	145.3	90.3
				5.36	3	11.73	=2	14.23	4	9.07	3	7.89	4	5.46	=4	53.74	3	+0.14	144.6	89.9
13	13	GER-2	MARTINI Cathleen	5.40	=5	11.72	=6	14.16	3	9.00	3	7.96	8	5.61	=12	53.85	7	+0.61	141.1	87.7
				5.42	7	11.79	=7	14.21	3	9.06	2	7.90	5	5.45	3	53.83	5	+0.23	144.4	89.7
14	14	GER-3	SCHRAMM Claudia	5.39	4	11.74	9	14.31	10	9.16	11	7.98	=10	5.53	6	54.11	9	+0.87	143.2	89.0
				5.47	13	11.80	9	14.40	=12	9.18	10	7.97	8	5.50	6	54.32	=7	+0.72	143.5	89.1
15	15	BEL-1	WILLEMSSEN Elfje	5.50	=15	11.87	17	14.52	19	9.26	=16	8.09	17	5.66	=17	54.90	15	+1.66	139.6	86.7
				5.53	16	11.86	15	14.40	=12	9.14	8	8.01	=10	5.67	=17	54.61	=13	+1.01	140.9	87.6
16	16	SUI-1	HAFNER Sabina	5.47	14	11.82	=12	14.33	11	9.12	10	7.99	=12	5.63	15	54.36	11	+1.12	141.2	87.7
				5.44	=8	11.85	14	14.53	18	9.24	16	8.02	=12	5.53	7	54.61	=13	+1.01	142.7	88.7
17	17	SUI-2	MEYER Fabienne	5.46	13	11.77	10	14.27	9	9.10	=8	7.97	9	5.58	9	54.15	10	+0.91	142.2	88.3
				5.51	14	11.83	=12	14.30	=5	9.12	7	8.00	9	5.56	9	54.32	=7	+0.72	141.9	88.1
18	18	AUS-1	LOCH-WILKINSON Astrid	5.51	17	11.83	14	14.37	14	9.27	=18	8.21	19	5.79	19	54.98	17	+1.74	138.4	86.0
				5.55	17	11.90	17	14.44	=15	9.21	14	8.10	=18	5.64	13	54.84	15	+1.24	140.5	87.3
19	19	CAN-1	HUMPHRIES Kailie	5.32	1	11.68	=2	14.10	2	8.99	2	7.78	1	5.37	1	53.24	1	0.00	146.9	91.2
				5.30	1	11.71	1	14.20	2	9.11	=5	7.85	2	5.43	2	53.60	1	0.00	145.3	90.3
20	20	CAN-2	UPPERTON Helen	5.33	2	11.68	=2	14.25	8	9.05	6	7.81	2	5.41	2	53.53	4	+0.29	145.9	90.6
				5.39	=4	11.78	6	14.30	=5	9.08	4	7.83	1	5.39	1	53.77	4	+0.17	146.0	90.7
21	21	NED-1	KAMPHUIS Esme	5.45	=11	11.81	11	14.48	18	9.27	=18	8.03	14	5.61	=12	54.65	=13	+1.41	141.9	88.1
				5.39	=4	11.77	5	14.41	14	9.19	=11	8.01	=10	5.65	=14	54.42	10	+0.82	140.8	87.5



PERFORMANCE ANALYSIS / ANALYSE DE LA PERFORMANCE

SAT 20 FEB 2010 / SAM 20 FEV 2010

Start Order	Bib No	Team	Pilot Name	Start Time	Rk	S-1 Rk	1-2 Rk	2-3 Rk	3-4 Rk	4-F Rk	Finish Time	Rk	Time Behind	Speed (km/h)	Speed (mph)
-------------	--------	------	------------	------------	----	--------	--------	--------	--------	--------	-------------	----	-------------	--------------	-------------

LEGEND

= Equal sign indicates that two or more teams share the same rank

1-2 Segment: 1st to 2nd intermediate point

2-3 Segment: 2nd to 3rd intermediate point

3-4 Segment: 3rd to 4th intermediate point

4-F Segment: 4th intermediate point to finish

No Number

Rk Rank

S-1 Segment: Start to 1st intermediate point



RESULTS / RÉSULTATS

SUN 21 FEB 2010 / DIM 21 FEV 2010

Start Order	Bib No	Team	Pilot Name	Start Time	Rk	Int 1 Rk	Int 2 Rk	Int 3 Rk	Int 4 Rk	Finish Time	Rk	Time Behind	Speed (km/h)	(mph)				
1	21	NED-1	KAMPHUIS Esme	5.31	5	17.03	5	31.44	7	40.64	9	48.63 =10	54.19	12	+1.03	143.0	88.9	
				5.33	4	17.05	5	31.46	8	40.67	9	48.70	11	54.33	11	+1.13	141.8	88.1
2	19	CAN-1	HUMPHRIES Kaillie	5.20	1	16.84	1	30.99	1	40.05 =1	47.88	2	53.32 =2	+0.16	145.8	90.6		
				5.24	1	16.87	1	31.03	1	40.05	1	47.82	1	53.20	1	0.00	147.1	91.4
3	20	CAN-2	UPPERTON Helen	5.24	2	16.88	2	31.03	2	40.05 =1	47.80	1	53.16	1	0.00	147.3	91.5	
				5.31	3	17.01	3	31.34	3	40.46	3	48.29	3	53.71	3	+0.51	145.8	90.6
4	18	AUS-1	LOCH-WILKINSON Astrid	5.49	18	17.33	18	31.78	18	41.00	17	49.10	17	54.81	16	+1.65	140.5	87.3
				5.54	17	17.42	18	31.91	18	41.21	18	49.41	19	55.14	19	+1.94	139.0	86.4
5	16	SUI-1	HAFNER Sabina	5.40	14	17.16 =13	31.56	13	40.73	13	48.67	13	54.17	11	+1.01	143.6	89.2	
				5.37	=8	17.15	9	31.53 =9	40.69	10	48.62	8	54.12	8	+0.92	143.9	89.4	
6	17	SUI-2	MEYER Fabienne	5.36	10	17.16 =13	31.45	8	40.58	7	48.54	8	54.09	8	+0.93	142.8	88.7	
				5.43	14	17.20	14	31.60	12	40.78	12	48.78	12	54.36	13	+1.16	142.3	88.4
7	15	BEL-1	WILLEMSSEN Elfje	5.44 =15	17.23	16	31.64	17	40.82	15	48.80	14	54.36	14	+1.20	142.8	88.7	
				5.46	15	17.29	15	31.86	17	41.15	17	49.15	16	54.69 =15	+1.49	143.4	89.1	
8	12	GER-1	KIRIASIS Sandra	5.34	6	17.04	6	31.19	4	40.24	4	48.13	4	53.59	4	+0.43	145.0	90.1
				5.34	5	17.04	4	31.27	2	40.33	2	48.22	2	53.67	2	+0.47	144.6	89.9
9	13	GER-2	MARTINI Cathleen	5.30	4	16.97	3	31.12	3	40.09	3	47.91	3	53.32 =2	+0.16	146.2	90.8	
				5.35	6	17.10 =6	31.40	6	40.50	4	48.37	4	53.80	4	+0.60	145.2	90.2	
10	14	GER-3	SCHRAMM Claudia	5.35 =7	17.06	7	31.36	6	40.49	6	48.44	6	53.93	6	+0.77	143.7	89.3	
				5.37	=8	17.11	8	31.42	7	40.57	7	48.55	7	54.05	7	+0.85	143.4	89.1
11	10	RUS-1	SKULKINA Anastasia	5.44 =15	17.25	17	31.57	14	40.70	12	48.63 =10	54.15	=9	+0.99	144.0	89.4		
				5.47	16	17.30	16	31.78	15	41.04 =14	49.04	14	54.60	14	+1.40	142.9	88.8	
12	11	RUS-2	FEDOROVA Olga	5.38	13	17.14 =10	31.58	15	40.78	14	49.05	16	54.92	17	+1.76	137.7	85.6	
				5.42	13	17.18 =12	31.67	14	41.05	16	49.19	17	54.87	18	+1.67	141.2	87.7	
13	9	ITA-1	GILLARDUZZI Jessica	5.35 =7	17.14 =10	31.49	11	40.65 =10	48.59	9	54.15 =9	+0.99	143.4	89.1				
				5.36	7	17.17 =10	31.66	13	40.88	13	48.84	13	54.35	12	+1.15	143.6	89.2	
14	6	USA-1	ROHBOCK Shauna	5.29	3	17.00	4	31.31	5	40.40	5	48.31	5	53.81	5	+0.65	144.7	89.9
				5.28	2	17.00	2	31.38	4	40.56	6	48.51	6	54.03 =5	+0.83	143.9	89.4	
15	7	USA-2	PAC Erin	5.37 =11	17.12	9	31.48 =9	40.65 =10	48.66	12	54.27	13	+1.11	142.3	88.4			
				5.38 =11	17.18 =12	31.53 =9	40.65	8	48.67 =9	54.27	10	+1.07	142.1	88.3				
16	8	USA-3	SCHAAF Bree	5.37 =11	17.15	12	31.50	12	40.62	8	48.50	7	54.00	7	+0.84	144.3	89.6	
				5.37 =8	17.17 =10	31.57	11	40.75	11	48.67 =9	54.20	9	+1.00	143.7	89.3			
17	5	JPN-1	HINO Manami	5.77	21	17.74	21	32.23	21	41.52	21	50.06	20	58.49	20	+5.33	117.7	73.1
													DNS					
18	4	ROU-1	RADENOVIC Carmen	5.69	20	17.57	20	31.97	20	41.30	20	49.40	19	55.07	18	+1.91	140.8	87.5
				5.70	20	17.62	20	32.04	19	41.25	19	49.24	18	54.81	17	+1.61	142.6	88.6
19	3	IRL-1	HOEY Aoife	5.52	19	17.37	19	31.86	19	41.15	18	49.32	18	55.09	19	+1.93	138.7	86.2
				5.57	18	17.50	19	32.12	20	41.55	20	49.84	20	55.68	20	+2.48	136.9	85.0
20	1	GBR-1	MINICHELLO Nicola	5.35 =7	17.07	8	31.48 =9	40.87	16	48.93	15	54.54	15	+1.38	141.6	88.0		
				5.38 =11	17.10 =6	31.39	5	40.55	5	48.49	5	54.03 =5	+0.83	143.3	89.0			
21	2	GBR-2	WALKER Paula	5.46	17	17.22	15	31.60	16	41.17	19	51.48	21	1:01.31	21	+8.15	101.9	63.3
				5.58	19	17.40	17	31.85	16	41.04 =14	49.06	15	54.69 =15	+1.49	141.1	87.7		



RESULTS / RÉSULTATS

SUN 21 FEB 2010 / DIM 21 FEV 2010

Start Order	Bib No	Team	Pilot Name	Start Time	Rk	Int 1 Rk	Int 2 Rk	Int 3 Rk	Int 4 Rk	Finish Time	Rk	Time Behind	Speed (km/h)	Speed (mph)
-------------	--------	------	------------	------------	----	----------	----------	----------	----------	-------------	----	-------------	--------------	-------------

LEGEND

= Equal sign indicates that two or more teams share the same rank

DNS Did not start

Int Intermediate time

No Number

Rk Rank



PERFORMANCE ANALYSIS / ANALYSE DE LA PERFORMANCE

SUN 21 FEB 2010 / DIM 21 FEV 2010

Start Order	Bib No	Team	Pilot Name	Start Time	Rk	S-1 Rk	1-2 Rk	2-3 Rk	3-4 Rk	4-F Rk	Finish Time	Rk	Time Behind	Speed (km/h)	Speed (mph)
1	21	NED-1	KAMPHUIS Esme	5.31	5	11.72 =7	14.41 =15	9.20 =14	7.99 13	5.56 =11	54.19	12	+1.03	143.0	88.9
				5.33	4	11.72 =4	14.41 12	9.21 =13	8.03 17	5.63 =16	54.33	11	+1.13	141.8	88.1
2	19	CAN-1	HUMPHRIES Kaillie	5.20	1	11.64 =1	14.15 =1	9.06 4	7.83 3	5.44 3	53.32	=2	+0.16	145.8	90.6
				5.24	1	11.63 1	14.16 1	9.02 1	7.77 1	5.38 1	53.20	1	0.00	147.1	91.4
3	20	CAN-2	UPPERTON Helen	5.24	2	11.64 =1	14.15 =1	9.02 2	7.75 1	5.36 1	53.16	1	0.00	147.3	91.5
				5.31	3	11.70 =2	14.33 6	9.12 =4	7.83 2	5.42 2	53.71	3	+0.51	145.8	90.6
4	18	AUS-1	LOCH-WILKINSON Astrid	5.49	18	11.84 18	14.45 19	9.22 16	8.10 =16	5.71 17	54.81	16	+1.65	140.5	87.3
				5.54	17	11.88 18	14.49 =16	9.30 18	8.20 19	5.73 19	55.14	19	+1.94	139.0	86.4
5	16	SUI-1	HAFNER Sabina	5.40	14	11.76 =10	14.40 =13	9.17 =11	7.94 =8	5.50 =6	54.17	11	+1.01	143.6	89.2
				5.37	=8	11.78 11	14.38 =8	9.16 =7	7.93 6	5.50 =5	54.12	8	+0.92	143.9	89.4
6	17	SUI-2	MEYER Fabienne	5.36	10	11.80 16	14.29 5	9.13 =7	7.96 11	5.55 10	54.09	8	+0.93	142.8	88.7
				5.43	14	11.77 10	14.40 =10	9.18 =9	8.00 =12	5.58 14	54.36	13	+1.16	142.3	88.4
7	15	BEL-1	WILLEMSSEN Elfje	5.44	=15	11.79 =14	14.41 =15	9.18 13	7.98 12	5.56 =11	54.36	14	+1.20	142.8	88.7
				5.46	15	11.83 =16	14.57 19	9.29 17	8.00 =12	5.54 =10	54.69	=15	+1.49	143.4	89.1
8	12	GER-1	KIRIASIS Sandra	5.34	6	11.70 4	14.15 =1	9.05 3	7.89 5	5.46 4	53.59	4	+0.43	145.0	90.1
				5.34	5	11.70 =2	14.23 2	9.06 2	7.89 4	5.45 4	53.67	2	+0.47	144.6	89.9
9	13	GER-2	MARTINI Cathleen	5.30	4	11.67 3	14.15 =1	8.97 1	7.82 2	5.41 2	53.32	=2	+0.16	146.2	90.8
				5.35	6	11.75 8	14.30 4	9.10 3	7.87 3	5.43 3	53.80	4	+0.60	145.2	90.2
10	14	GER-3	SCHRAMM Claudia	5.35	=7	11.71 =5	14.30 6	9.13 =7	7.95 10	5.49 5	53.93	6	+0.77	143.7	89.3
				5.37	=8	11.74 7	14.31 5	9.15 6	7.98 10	5.50 =5	54.05	7	+0.85	143.4	89.1
11	10	RUS-1	SKULKINA Anastasia	5.44	=15	11.81 17	14.32 8	9.13 =7	7.93 7	5.52 9	54.15	=9	+0.99	144.0	89.4
				5.47	16	11.83 =16	14.48 15	9.26 16	8.00 =12	5.56 12	54.60	14	+1.40	142.9	88.8
12	11	RUS-2	FEDOROVA Olga	5.38	13	11.76 =10	14.44 18	9.20 =14	8.27 19	5.87 19	54.92	17	+1.76	137.7	85.6
				5.42	13	11.76 9	14.49 =16	9.38 19	8.14 18	5.68 18	54.87	18	+1.67	141.2	87.7
13	9	ITA-1	GILLARDUZZI Jessica	5.35	=7	11.79 =14	14.35 =9	9.16 10	7.94 =8	5.56 =11	54.15	=9	+0.99	143.4	89.1
				5.36	7	11.81 14	14.49 =16	9.22 15	7.96 9	5.51 7	54.35	12	+1.15	143.6	89.2
14	6	USA-1	ROHBOCK Shauna	5.29	3	11.71 =5	14.31 7	9.09 5	7.91 6	5.50 =6	53.81	5	+0.65	144.7	89.9
				5.28	2	11.72 =4	14.38 =8	9.18 =9	7.95 8	5.52 8	54.03	=5	+0.83	143.9	89.4
15	7	USA-2	PAC Erin	5.37	=11	11.75 9	14.36 11	9.17 =11	8.01 14	5.61 =14	54.27	13	+1.11	142.3	88.4
				5.38	=11	11.80 =12	14.35 7	9.12 =4	8.02 =15	5.60 15	54.27	10	+1.07	142.1	88.3
16	8	USA-3	SCHAAF Bree	5.37	=11	11.78 13	14.35 =9	9.12 6	7.88 4	5.50 =6	54.00	7	+0.84	144.3	89.6
				5.37	=8	11.80 =12	14.40 =10	9.18 =9	7.92 5	5.53 9	54.20	9	+1.00	143.7	89.3
17	5	JPN-1	HINO Manami	5.77	21	11.97 21	14.49 =20	9.29 =17	8.54 20	8.43 20	58.49	20	+5.33	117.7	73.1
DNS															
18	4	ROU-1	RADENOVIC Carmen	5.69	20	11.88 20	14.40 =13	9.33 19	8.10 =16	5.67 16	55.07	18	+1.91	140.8	87.5
				5.70	20	11.92 19	14.42 13	9.21 =13	7.99 11	5.57 13	54.81	17	+1.61	142.6	88.6
19	3	IRL-1	HOEY Aoife	5.52	19	11.85 19	14.49 =20	9.29 =17	8.17 18	5.77 18	55.09	19	+1.93	138.7	86.2
				5.57	18	11.93 20	14.62 20	9.43 20	8.29 20	5.84 20	55.68	20	+2.48	136.9	85.0
20	1	GBR-1	MINICHELLO Nicola	5.35	=7	11.72 =7	14.41 =15	9.39 20	8.06 15	5.61 =14	54.54	15	+1.38	141.6	88.0
				5.38	=11	11.72 =4	14.29 3	9.16 =7	7.94 7	5.54 =10	54.03	=5	+0.83	143.3	89.0
21	2	GBR-2	WALKER Paula	5.46	17	11.76 =10	14.38 12	9.57 21	10.31 21	9.83 21	1:01.31	21	+8.15	101.9	63.3
				5.58	19	11.82 15	14.45 14	9.19 12	8.02 =15	5.63 =16	54.69	=15	+1.49	141.1	87.7



PERFORMANCE ANALYSIS / ANALYSE DE LA PERFORMANCE

SUN 21 FEB 2010 / DIM 21 FEV 2010

Start Order	Bib No	Team	Pilot Name	Start Time	Rk	S-1 Rk	1-2 Rk	2-3 Rk	3-4 Rk	4-F Rk	Finish Time	Rk	Time Behind	Speed (km/h)	Speed (mph)
-------------	--------	------	------------	------------	----	--------	--------	--------	--------	--------	-------------	----	-------------	--------------	-------------

LEGEND

= Equal sign indicates that two or more teams share the same rank

1-2 Segment: 1st to 2nd intermediate point

2-3 Segment: 2nd to 3rd intermediate point

3-4 Segment: 3rd to 4th intermediate point

4-F Segment: 4th intermediate point to finish

DNS Did not start

No Number

Rk Rank

S-1 Segment: Start to 1st intermediate point



RESULTS / RÉSULTATS

MON 22 FEB 2010 / LUN 22 FEV 2010

Start Order	Bib No	Team	Pilot Name	Start Time	Rk	Int 1 Rk	Int 2 Rk	Int 3 Rk	Int 4 Rk	Finish Time	Rk	Time Behind	Speed (km/h)	(mph)				
1	18	AUS-1	LOCH-WILKINSON Astrid	5.50	14	17.33	13	31.66	13	40.79	13	48.87	13	54.52	13	+1.38	141.1	87.7
				5.53	11	17.41	11	31.83	10	41.09	10	49.24	11	54.92	11	+1.32	140.6	87.3
2	10	RUS-1	SKULKINA Anastasia	5.43	=10	17.25	11	31.61	12	40.70	=8	48.51	8	53.96	7	+0.82	146.1	90.8
				5.45	8	17.24	=8	31.68	8	40.88	8	48.80	7	54.31	6	+0.71	144.5	89.8
3	11	RUS-2	FEDOROVA Olga	5.32	=3	17.05	=3	31.47	8	40.70	=8	48.72	11	54.31	11	+1.17	142.7	88.7
				5.28	1	16.98	1	31.49	3	40.86	7	48.97	9	54.62	9	+1.02	141.5	87.9
4	12	GER-1	KIRIASIS Sandra	5.28	1	16.91	1	30.99	1	39.96	1	47.76	1	53.14	1	0.00	146.7	91.2
				5.33	=2	17.04	3	31.22	1	40.27	1	48.16	1	53.60	1	0.00	145.3	90.3
5	13	GER-2	MARTINI Cathleen	5.30	2	16.96	2	31.11	2	40.12	2	47.95	2	53.37	2	+0.23	145.4	90.3
				5.33	=2	17.03	2	31.28	2	40.35	2	48.26	2	53.74	2	+0.14	144.4	89.7
6	14	GER-3	SCHRAMM Claudia	5.35	5	17.06	5	31.19	3	40.24	3	48.15	4	53.60	4	+0.46	144.8	89.9
													DNS					
7	9	ITA-1	GILLARDUZZI Jessica	5.32	=3	17.08	6	31.34	5	40.46	6	48.34	6	53.82	6	+0.68	144.5	89.7
				5.36	4	17.22	7	31.72	9	40.96	9	48.93	8	54.45	8	+0.85	143.6	89.2
8	1	GBR-1	MINICHELLO Nicola	5.36	6	17.05	=3	31.22	4	40.37	5	48.28	5	53.76	5	+0.62	144.5	89.8
				5.38	5	17.14	4	31.60	7	40.82	6	48.77	6	54.29	5	+0.69	143.8	89.3
9	2	GBR-2	WALKER Paula	5.43	=10	17.16	=7	31.36	6	40.48	7	48.42	7	54.02	8	+0.88	142.1	88.3
				5.46	9	17.24	=8	31.54	5	40.66	=3	48.62	3	54.17	4	+0.57	143.4	89.1
10	21	NED-1	KAMPHUIS Esme										DNS					
													DNS					
11	6	USA-1	ROHBOCK Shauna										DNS					
													DNS					
12	7	USA-2	PAC Erin										DNS					
													DNS					
13	8	USA-3	SCHAAF Bree										DNS					
													DNS					
14	3	IRL-1	HOEY Aoife	5.48	13	17.37	14	31.97	15	41.31	15	49.35	15	54.95	15	+1.81	142.4	88.5
				5.50	10	17.37	10	31.90	11	41.22	12	49.36	12	55.04	12	+1.44	141.0	87.6
15	19	CAN-1	HUMPHRIES Kaillie										DNS					
													DNS					
16	20	CAN-2	UPPERTON Helen	5.38	7	17.21	10	31.37	7	40.33	4	48.05	3	53.39	3	+0.25	147.8	91.8
													DNS					
17	4	ROU-1	RADENOVIC Carmen	5.56	15	17.42	15	31.82	14	41.03	14	49.11	14	54.76	14	+1.62	141.0	87.6
				5.61	12	17.53	12	31.98	12	41.17	11	49.14	10	54.71	10	+1.11	143.1	88.9
18	15	BEL-1	WILLEMSSEN Elfje	5.44	12	17.26	12	31.57	=9	40.71	10	48.67	9	54.20	10	+1.06	143.6	89.2
													DNS					
19	16	SUI-1	HAFNER Sabina	5.39	=8	17.17	9	31.57	=9	40.73	11	48.68	10	54.17	9	+1.03	144.1	89.5
				5.39	6	17.18	5	31.59	6	40.75	5	48.65	4	54.14	3	+0.54	144.5	89.7
20	17	SUI-2	MEYER Fabienne	5.39	=8	17.16	=7	31.57	=9	40.74	12	48.74	12	54.32	12	+1.18	142.3	88.4
				5.42	7	17.20	6	31.51	4	40.66	=3	48.74	5	54.40	7	+0.80	140.9	87.5
21	5	JPN-1	HINO Manami	7.50	16	19.92	16	34.60	16	43.93	16	52.04	16	57.73	16	+4.59	140.6	87.3
				7.61	13	20.07	13	34.89	13	44.28	13	52.48	13	58.25	13	+4.65	138.7	86.2



RESULTS / RÉSULTATS

MON 22 FEB 2010 / LUN 22 FEV 2010

Start Order	Bib No	Team	Pilot Name	Start Time	Rk	Int 1 Rk	Int 2 Rk	Int 3 Rk	Int 4 Rk	Finish Time	Rk	Time Behind	Speed (km/h)	Speed (mph)
-------------	--------	------	------------	------------	----	----------	----------	----------	----------	-------------	----	-------------	--------------	-------------

LEGEND

= Equal sign indicates that two or more teams share the same rank

DNS Did not start

Int Intermediate time

No Number

Rk Rank



PERFORMANCE ANALYSIS / ANALYSE DE LA PERFORMANCE

MON 22 FEB 2010 / LUN 22 FEV 2010

Start Order	Bib No	Team	Pilot Name	Start Time	Rk	S-1 Rk	1-2 Rk	2-3 Rk	3-4 Rk	4-F Rk	Finish Time	Rk	Time Behind	Speed (km/h)	Speed (mph)					
1	18	AUS-1	LOCH-WILKINSON Astrid	5.50	14	11.83 =12	14.33	9	9.13	8	8.08 =14	5.65 =14	54.52	13	+1.38	141.1	87.7			
				5.53	11	11.88	11	14.42	6	9.26	10	8.15	12	5.68 =11	54.92	11	+1.32	140.6	87.3	
2	10	RUS-1	SKULKINA Anastasia	5.43	=10	11.82 =10	14.36	10	9.09	5	7.81	3	5.45	=4	53.96	7	+0.82	146.1	90.8	
				5.45	8	11.79 =7	14.44	7	9.20	7	7.92	4	5.51	4	54.31	6	+0.71	144.5	89.8	
3	11	RUS-2	FEDOROVA Olga	5.32	=3	11.73 =5	14.42	14	9.23	14	8.02	12	5.59	11	54.31	11	+1.17	142.7	88.7	
				5.28	1	11.70 =1	14.51	11	9.37	12	8.11	10	5.65	9	54.62	9	+1.02	141.5	87.9	
4	12	GER-1	KIRIASIS Sandra	5.28	1	11.63	1	14.08	1	8.97	2	7.80	2	5.38	2	53.14	1	0.00	146.7	91.2
				5.33	=2	11.71	3	14.18	1	9.05	1	7.89	1	5.44	1	53.60	1	0.00	145.3	90.3
5	13	GER-2	MARTINI Cathleen	5.30	2	11.66	2	14.15	3	9.01	3	7.83	4	5.42	3	53.37	2	+0.23	145.4	90.3
				5.33	=2	11.70 =1	14.25	2	9.07	2	7.91	3	5.48	2	53.74	2	+0.14	144.4	89.7	
6	14	GER-3	SCHRAMM Claudia	5.35	5	11.71	4	14.13	2	9.05	4	7.91	=6	5.45	=4	53.60	4	+0.46	144.8	89.9
				DNS																
7	9	ITA-1	GILLARDUZZI Jessica	5.32	=3	11.76	7	14.26	7	9.12	=6	7.88	5	5.48	=6	53.82	6	+0.68	144.5	89.7
				5.36	4	11.86	9	14.50	10	9.24	9	7.97	=7	5.52	=5	54.45	8	+0.85	143.6	89.2
8	1	GBR-1	MINICHELLO Nicola	5.36	6	11.69	3	14.17	5	9.15	10	7.91	=6	5.48	=6	53.76	5	+0.62	144.5	89.8
				5.38	5	11.76	4	14.46	9	9.22	8	7.95	5	5.52	=5	54.29	5	+0.69	143.8	89.3
9	2	GBR-2	WALKER Paula	5.43	=10	11.73 =5	14.20	6	9.12	=6	7.94	8	5.60	=12	54.02	8	+0.88	142.1	88.3	
				5.46	9	11.78 =5	14.30	3	9.12	3	7.96	6	5.55	7	54.17	4	+0.57	143.4	89.1	
10	21	NED-1	KAMPHUIS Esme	DNS																
				DNS																
11	6	USA-1	ROHBOCK Shauna	DNS																
				DNS																
12	7	USA-2	PAC Erin	DNS																
				DNS																
13	8	USA-3	SCHAAF Bree	DNS																
				DNS																
14	3	IRL-1	HOEY Aoife	5.48	13	11.89	15	14.60	15	9.34	16	8.04	13	5.60	=12	54.95	15	+1.81	142.4	88.5
				5.50	10	11.87	10	14.53	12	9.32	11	8.14	11	5.68	=11	55.04	12	+1.44	141.0	87.6
15	19	CAN-1	HUMPHRIES Kaillie	DNS																
				DNS																
16	20	CAN-2	UPPERTON Helen	5.38	7	11.83 =12	14.16	4	8.96	1	7.72	1	5.34	1	53.39	3	+0.25	147.8	91.8	
				DNS																
17	4	ROU-1	RADENOVIC Carmen	5.56	15	11.86	14	14.40 =11	9.21	13	8.08 =14	5.65 =14	54.76	14	+1.62	141.0	87.6			
				5.61	12	11.92	12	14.45	8	9.19	6	7.97	=7	5.57	8	54.71	10	+1.11	143.1	88.9
18	15	BEL-1	WILLEMSSEN Elfje	5.44	12	11.82 =10	14.31	8	9.14	9	7.96	10	5.53	9	54.20	10	+1.06	143.6	89.2	
				DNS																
19	16	SUI-1	HAFNER Sabina	5.39	=8	11.78	9	14.40 =11	9.16	11	7.95	9	5.49	8	54.17	9	+1.03	144.1	89.5	
				5.39	6	11.79 =7	14.41	5	9.16	5	7.90	2	5.49	3	54.14	3	+0.54	144.5	89.7	
20	17	SUI-2	MEYER Fabienne	5.39	=8	11.77	8	14.41	13	9.17	12	8.00	11	5.58	10	54.32	12	+1.18	142.3	88.4
				5.42	7	11.78 =5	14.31	4	9.15	4	8.08	9	5.66	10	54.40	7	+0.80	140.9	87.5	
21	5	JPN-1	HINO Manami	7.50	16	12.42	16	14.68	16	9.33	15	8.11	16	5.69	16	57.73	16	+4.59	140.6	87.3
				7.61	13	12.46	13	14.82	13	9.39	13	8.20	13	5.77	13	58.25	13	+4.65	138.7	86.2



PERFORMANCE ANALYSIS / ANALYSE DE LA PERFORMANCE

MON 22 FEB 2010 / LUN 22 FEV 2010

Start Order	Bib No	Team	Pilot Name	Start Time	Rk	S-1 Rk	1-2 Rk	2-3 Rk	3-4 Rk	4-F Rk	Finish Time	Rk	Time Behind	Speed (km/h)	Speed (mph)
-------------	--------	------	------------	------------	----	--------	--------	--------	--------	--------	-------------	----	-------------	--------------	-------------

LEGEND

= Equal sign indicates that two or more teams share the same rank

1-2 Segment: 1st to 2nd intermediate point

2-3 Segment: 2nd to 3rd intermediate point

3-4 Segment: 3rd to 4th intermediate point

4-F Segment: 4th intermediate point to finish

DNS Did not start

No Number

Rk Rank

S-1 Segment: Start to 1st intermediate point



TEAM CAPTAINS MEETING MINUTES

MON 22 FEB / LUN 22 FÉV START TIME / DÉBUT 20:00

Jos Mattli
Jury President – FIBT

Welcome all to Team Captain's Meeting. We have had successful training this past week and would like to thank all athletes and team captain's for their cooperation.

Role call of nations: AUS, BEL, CAN, GBR, GER, IRL, ITA, JPN, NED, ROU, RUS, SUI and USA. All 13 Nations present.

Astrid Wolf
Race Director

Trucks will begin running 3 hours prior to the start of competition. Please ensure that all team officials are wearing the required armbands when at the Start or Finish. Skeleton armbands are no longer permitted at the Start or Finish.

Thank you and good luck.

Robert Cuneo
Materials Commission – FIBT

Post-race checks, as in previous Olympics, will include disassembly of the articulation, steering bearings, and rear axels. Nations must provide their own tools and technicians.

Jos Mattli

There will be 21 teams participating in the competition. Team Captains verify brake women for tomorrow's race.

GER

If a brakeman gets injured, what is the procedure for replacing an athlete?

Georg Werth
Technical Delegate, Bobsleigh – FIBT

Substitute athletes must have been registered on the extended list (that was submitted in October 2009). There must be a reason for the athlete replacement (either sick or injured) and two documents, including a Doctor's note, must be submitted.

This process takes approximately 1.5 to 2 hours. Please see your Team Captain's Manual (page 9) for further information.

GER

How can athletes enter the venue, so they are here if they are needed? Do they purchase spectator tickets or is there another way?

Georg Werth

Procedures must be followed. Realistically, there will be no chance to switch athletes without required notice.

Jos Mattli

Sled numbers and start lists will be available from the Race Office at the end of the meeting. Please be sure to place your sled numbers on the front center part of your sled.

Prior to the race, the Jury may use a coarser sandpaper (greater than 600 grid).


Race Protocols and additional information on Rule 51 has been distributed. Any questions on these handouts?

IRL

We lost a backpack at the Start house when the sled was being moved to the Start block. If it was taken by mistake, please let Horst know as soon as possible.

Jos Mattli

Thank you and Good Luck.



JURY PRESIDENT: _____
Jos Mattli

RACE DIRECTOR: _____
Astrid Wolf



START LIST / LISTE DE DÉPART

TUE 23 FEB 2010 / MAR 23 FÉV 2010 START TIME / DÉBUT 17:00

	Start Record	Track Record
Time	5.17 sec	53.53 sec
Date	6 FEB 2009	6 FEB 2009
NOC Code/Names	USA PAC Erin, RZEPKA Michelle	USA ROHBOCK Shauna, MEYERS Elana

Start Order	Bib No	Team	Name	Start Time	Time	Total	Rk	Start Time	Int 1	Int 2	Int 3	Int 4	Finish Time	Total Time
1	1	GER-1	KIRIASIS Sandra SENKEL Christin											
2	2	CAN-1	HUMPHRIES Kaillie MOYSE Heather											
3	3	GER-2	MARTINI Cathleen LOGSCH Romy											
4	4	USA-1	ROHBOCK Shauna RZEPKA Michelle											
5	5	CAN-2	UPPERTON Helen BROWN Shelley-Ann											
6	6	USA-2	PAC Erin MEYERS Elana											
7	7	GER-3	SCHRAMM Claudia TISCHER Janine											
8	8	SUI-1	HAFNER Sabina SPAHNI Caroline											
9	9	USA-3	SCHAAF Bree AZEVEDO Emily											
10	10	GBR-1	MINICHIELLO Nicola COOKE Gillian											
11	11	NED-1	KAMPHUIS Esme VEENSTRA Tine											
12	12	SUI-2	MEYER Fabienne SCHENK Hanne											
13	13	GBR-2	WALKER Paula THOMAS Kelly											
14	14	RUS-1	SKULKINA Anastasia TIMOFEEVA Yulia											
15	15	RUS-2	FEDOROVA Olga DORONINA Elena											
16	16	ITA-1	GILLARDUZZI Jessica CURIONE Laura											
17	17	ROU-1	RADENOVIC Carmen SAVIN Alina Vera											



START LIST / LISTE DE DÉPART

TUE 23 FEB 2010 / MAR 23 FÉV 2010 START TIME / DÉBUT 17:00

Start Order	Bib No	Team	Name	Start Time	Time	Total	Rk	Start Time	Int 1	Int 2	Int 3	Int 4	Finish Time	Total Time
18	18	BEL-1	WILLEMSSEN Elfje WILLEMARCK Eva											
19	19	IRL-1	HOEY Aoife BERGIN Claire											
20	20	JPN-1	HINO Manami ASAZU Konomi											
21	21	AUS-1	LOCH-WILKINSON Astrid McINTOSH Cecilia											

NOTES

In the listing of team names, the pilot is always shown first.

LEGEND

Int Intermediate time No Number Rk Rank



RESULTS / RÉSULTATS

TUE 23 FEB 2010 / MAR 23 FEV 2010

	Start Record				Track Record			
Time	5.12 sec				53.19 sec			
Date	23 FEB 2010				23 FEB 2010			
NOC Code/ Names	CAN	HUMPHRIES Kaillie, MOYSE Heather			CAN	HUMPHRIES Kaillie, MOYSE Heather		

Rk	Bib No	Team	Name	Start Time	Rk	Int 1 Rk	Int 2 Rk	Int 3 Rk	Int 4 Rk	Finish Time	Rk	Time Behind	Speed (km/h)	(mph)	Rec			
1	2	CAN-1	HUMPHRIES Kaillie MOYSE Heather	5.12	1	16.78	1	30.98	2	40.02	3	47.81	2	53.19	1	0.00	146.9	91.2 SR/TR
				Total:														
2	3	GER-2	MARTINI Cathleen LOGSCH Romy	5.22	6	16.88	4	31.02	3	39.99	2	47.86	3	53.28	=2	+0.09	144.6	89.9
				Total:														
2	6	USA-2	PAC Erin MEYERS Elana	5.17	=2	16.80	2	30.90	1	39.90	1	47.79	1	53.28	=2	+0.09	144.0	89.5
				Total:														
4	1	GER-1	KIRIASIS Sandra SENKEL Christin	5.27	=8	16.96	8	31.07	4	40.09	4	47.99	4	53.41	4	+0.22	144.9	90.0
				Total:														
5	5	CAN-2	UPPERTON Helen BROWN Shelley-Ann	5.17	=2	16.81	3	31.10	5	40.22	5	48.09	5	53.50	5	+0.31	144.9	90.0
				Total:														
6	7	GER-3	SCHRAMM Claudia TISCHER Janine	5.30	=12	17.06	=13	31.30	9	40.37	8	48.25	6	53.65	6	+0.46	145.6	90.5
				Total:														
7	4	USA-1	ROHBOCK Shauna RZEPKA Michelle	5.20	=4	16.92	=5	31.23	7	40.33	7	48.26	=7	53.73	7	+0.54	144.6	89.8
				Total:														
8	9	USA-3	SCHAAF Bree AZEVEDO Emily	5.30	=12	17.02	10	31.32	10	40.39	9	48.28	9	53.76	8	+0.57	144.2	89.6
				Total:														
9	11	NED-1	KAMPHUIS Esme VEENSTRA Tine	5.24	7	16.92	=5	31.18	6	40.32	6	48.26	=7	53.81	9	+0.62	142.9	88.8
				Total:														
10	10	GBR-1	MINICHELLO Nicola COOKE Gillian	5.27	=8	16.98	9	31.27	8	40.43	10	48.38	10	53.85	10	+0.66	143.4	89.1
				Total:														
11	12	SUI-2	MEYER Fabienne SCHENK Hanne	5.29	11	17.06	=13	31.34	12	40.49	11	48.47	11	54.04	11	+0.85	142.3	88.4
				Total:														
12	16	ITA-1	GILLARDUZZI Jessica CURIONE Laura	5.28	10	17.03	11	31.45	14	40.67	13	48.65	=13	54.15	12	+0.96	143.4	89.1
				Total:														
13	8	SUI-1	HAFNER Sabina SPAHNI Caroline	5.32	14	17.05	12	31.33	11	40.50	12	48.52	12	54.18	13	+0.99	141.5	87.9
				Total:														
14	13	GBR-2	WALKER Paula THOMAS Kelly	5.36	15	17.21	16	31.46	15	40.68	=14	48.65	=13	54.19	14	+1.00	143.8	89.3
				Total:														
15	18	BEL-1	WILLEMSSEN Elfje WILLEMARCK Eva	5.41	17	17.19	15	31.61	16	40.80	16	48.74	15	54.27	15	+1.08	144.0	89.4
				Total:														
16	14	RUS-1	SKULKINA Anastasia DORONINA Elena	5.38	16	17.24	=17	31.68	17	40.87	18	48.83	17	54.38	16	+1.19	143.7	89.3
				Total:														
17	15	RUS-2	FEDOROVA Olga TIMOFEEVA Yulia	5.20	=4	16.95	7	31.38	13	40.68	=14	48.78	16	54.40	17	+1.21	141.5	87.9
				Total:														



RESULTS / RÉSULTATS

TUE 23 FEB 2010 / MAR 23 FEV 2010

Rk	Bib No	Team	Name	Start Time	Rk	Int 1	Rk	Int 2	Rk	Int 3	Rk	Int 4	Rk	Finish Time	Rk	Time Behind	Speed (km/h)	(mph)	Rec
18	17	ROU-1	RADENOVIC Carmen SAVIN Alina Vera	5.46	20	17.32	19	31.70	18	40.86	17	48.86	18	54.41	18	+1.22	142.7	88.7	
														Total:	54.41	+1.22			
19	20	JPN-1	HINO Manami ASAZU Konomi	5.56	21	17.46	21	31.85	19	41.01	19	49.04	19	54.64	19	+1.45	141.4	87.9	
														Total:	54.64	+1.45			
20	21	AUS-1	LOCH-WILKINSON Astrid McINTOSH Cecilia	5.45	19	17.37	20	31.87	20	41.09	20	49.19	20	54.85	20	+1.66	140.8	87.5	
														Total:	54.85	+1.66			
21	19	IRL-1	HOEY Aoife BERGIN Claire	5.44	18	17.24=17		31.88	21	41.27	21	49.39	21	55.04	21	+1.85	140.9	87.5	
														Total:	55.04	+1.85			

NOTES

In the listing of team names, the pilot is always shown first.

LEGEND

= Equal sign indicates that two or more teams share the same rank

Int Intermediate time

No Number

Rec Record

Rk Rank

SR Start record

TR Track record

Switch of brakemen between the RUS sleds.



START LIST / LISTE DE DÉPART

TUE 23 FEB 2010 / MAR 23 FEV 2010 START TIME / DÉBUT 18:15

	Start Record	Track Record
Time	5.12 sec	53.19 sec
Date	23 FEB 2010	23 FEB 2010
NOC Code/Names	CAN HUMPHRIES Kaillie, MOYSE Heather	CAN HUMPHRIES Kaillie, MOYSE Heather

Start Order	Bib No	Team	Name	Start Time	Time	Total	Rk	Start Time	Int 1	Int 2	Int 3	Int 4	Finish Time	Total Time
1	21	AUS-1	LOCH-WILKINSON Astrid McINTOSH Cecilia	5.45	54.85	54.85	20							
						+1.66								
2	20	JPN-1	HINO Manami ASAZU Konomi	5.56	54.64	54.64	19							
						+1.45								
3	17	ROU-1	RADENOVIC Carmen SAVIN Alina Vera	5.46	54.41	54.41	18							
						+1.22								
4	15	RUS-2	FEDOROVA Olga TIMOFEEVA Yulia	5.20	54.40	54.40	17							
						+1.21								
5	14	RUS-1	SKULKINA Anastasia DORONINA Elena	5.38	54.38	54.38	16							
						+1.19								
6	18	BEL-1	WILLEMSSEN Elfje WILLEMARCK Eva	5.41	54.27	54.27	15							
						+1.08								
7	13	GBR-2	WALKER Paula THOMAS Kelly	5.36	54.19	54.19	14							
						+1.00								
8	8	SUI-1	HAFNER Sabina SPAHNI Caroline	5.32	54.18	54.18	13							
						+0.99								
9	16	ITA-1	GILLARDUZZI Jessica CURIONE Laura	5.28	54.15	54.15	12							
						+0.96								
10	12	SUI-2	MEYER Fabienne SCHENK Hanne	5.29	54.04	54.04	11							
						+0.85								
11	10	GBR-1	MINICHIELLO Nicola COOKE Gillian	5.27	53.85	53.85	10							
						+0.66								
12	11	NED-1	KAMPHUIS Esme VEENSTRA Tine	5.24	53.81	53.81	9							
						+0.62								
13	9	USA-3	SCHAAF Bree AZEVEDO Emily	5.30	53.76	53.76	8							
						+0.57								
14	4	USA-1	ROHBOCK Shauna RZEPKA Michelle	5.20	53.73	53.73	7							
						+0.54								
15	7	GER-3	SCHRAMM Claudia TISCHER Janine	5.30	53.65	53.65	6							
						+0.46								
16	5	CAN-2	UPPERTON Helen BROWN Shelley-Ann	5.17	53.50	53.50	5							
						+0.31								
17	1	GER-1	KIRIASIS Sandra SENKEL Christin	5.27	53.41	53.41	4							
						+0.22								



START LIST / LISTE DE DÉPART

TUE 23 FEB 2010 / MAR 23 FEV 2010 START TIME / DÉBUT 18:15

Start Order	Bib No	Team	Name	Start Time	Time	Total	Rk	Start Time	Int 1	Int 2	Int 3	Int 4	Finish Time	Total Time
18	6	USA-2	PAC Erin MEYERS Elana	5.17	53.28	53.28	=2							
19	3	GER-2	MARTINI Cathleen LOGSCH Romy	5.22	53.28	53.28	=2							
20	2	CAN-1	HUMPHRIES Kaillie MOYSE Heather	5.12	53.19	53.19	1							
21	19	IRL-1	HOEY Aoife BERGIN Claire	5.44	55.04	55.04	21							

NOTES

In the listing of team names, the pilot is always shown first.

LEGEND

= Equal sign indicates that two or more teams share the same rank

Int Intermediate time No Number Rk Rank



RESULTS / RÉSULTATS

TUE 23 FEB 2010 / MAR 23 FEV 2010

	Start Record				Track Record			
Time	5.11 sec				53.01 sec			
Date	23 FEB 2010				23 FEB 2010			
NOC Code/Names	CAN	HUMPHRIES Kaillie, MOYSE Heather			CAN	HUMPHRIES Kaillie, MOYSE Heather		

Rk	Bib No	Team	Name	Start Time	Rk	Int 1 Rk	Int 2 Rk	Int 3 Rk	Int 4 Rk	Finish Time	Rk	Time Behind	Speed (km/h)	Speed (mph)	Rec			
1	2	CAN-1	HUMPHRIES Kaillie MOYSE Heather	5.12	1	16.78	1	30.98	2	40.02	3	47.81	2	53.19	1	0.00	146.9	91.2
				5.11	1	16.71	1	30.83	1	39.85	1	47.64	1	53.01	1	0.00	146.6	91.1 SR/TR
												Total:	1:46.20	0.00				
2	6	USA-2	PAC Erin MEYERS Elana	5.17	=2	16.80	2	30.90	1	39.90	1	47.79	1	53.28	=2	+0.09	144.0	89.5
				5.15	2	16.78	2	30.91	2	39.87	2	47.66	2	53.05	2	+0.04	146.3	90.9
												Total:	1:46.33	+0.13				
3	3	GER-2	MARTINI Cathleen LOGSCH Romy	5.22	6	16.88	4	31.02	3	39.99	2	47.86	3	53.28	=2	+0.09	144.6	89.9
				5.23	7	16.97	10	31.19	11	40.17	=8	47.97	7	53.32	5	+0.31	146.4	91.0
												Total:	1:46.60	+0.40				
4	5	CAN-2	UPPERTON Helen BROWN Shelley-Ann	5.17	=2	16.81	3	31.10	5	40.22	5	48.09	5	53.50	5	+0.31	144.9	90.0
				5.18	3	16.88	5	31.03	5	40.01	=4	47.78	3	53.12	3	+0.11	146.6	91.1
												Total:	1:46.62	+0.42				
5	1	GER-1	KIRIASIS Sandra SENKEL Christin	5.27	=8	16.96	8	31.07	4	40.09	4	47.99	4	53.41	4	+0.22	144.9	90.0
				5.25	9	16.90	6	30.96	3	39.92	3	47.82	4	53.23	4	+0.22	145.1	90.1
												Total:	1:46.64	+0.44				
6	4	USA-1	ROHBOCK Shauna RZEPKA Michelle	5.20	=4	16.92	=5	31.23	7	40.33	7	48.26	=7	53.73	7	+0.54	144.6	89.8
				5.19	4	16.86	4	31.01	4	40.01	=4	47.89	5	53.36	7	+0.35	144.8	90.0
												Total:	1:47.09	+0.89				
6	9	USA-3	SCHAAF Bree AZEVEDO Emily	5.30	=12	17.02	10	31.32	10	40.39	9	48.28	9	53.76	8	+0.57	144.2	89.6
				5.26	10	16.93	=7	31.08	6	40.06	6	47.90	6	53.33	6	+0.32	145.2	90.2
												Total:	1:47.09	+0.89				
8	7	GER-3	SCHRAMM Claudia TISCHER Janine	5.30	=12	17.06	=13	31.30	9	40.37	8	48.25	6	53.65	6	+0.46	145.6	90.5
				5.28	=11	16.93	=7	31.10	7	40.10	7	48.06	8	53.57	8	+0.56	142.7	88.7
												Total:	1:47.22	+1.02				
9	11	NED-1	KAMPHUIS Esme VEENSTRA Tine	5.24	7	16.92	=5	31.18	6	40.32	6	48.26	=7	53.81	9	+0.62	142.9	88.8
				5.22	6	16.85	3	31.12	8	40.24	10	48.13	10	53.59	10	+0.58	144.6	89.9
												Total:	1:47.40	+1.20				
10	10	GBR-1	MINICHELLO Nicola COOKE Gillian	5.27	=8	16.98	9	31.27	8	40.43	10	48.38	10	53.85	10	+0.66	143.4	89.1
				5.28	=11	16.96	9	31.18	10	40.36	11	48.29	12	53.73	12	+0.72	144.4	89.7
												Total:	1:47.58	+1.38				
11	13	GBR-2	WALKER Paula THOMAS Kelly	5.36	15	17.21	16	31.46	15	40.68	=14	48.65	=13	54.19	14	+1.00	143.8	89.3
				5.32	15	17.01	11	31.15	9	40.17	=8	48.07	9	53.58	9	+0.57	143.9	89.4
												Total:	1:47.77	+1.57				
12	14	RUS-1	SKULKINA Anastasia DORONINA Elena	5.38	16	17.24	=17	31.68	17	40.87	18	48.83	17	54.38	16	+1.19	143.7	89.3
				5.36	16	17.14	13	31.40	12	40.41	12	48.21	11	53.64	11	+0.63	146.4	90.9
												Total:	1:48.02	+1.82				



RESULTS / RÉSULTATS

TUE 23 FEB 2010 / MAR 23 FEV 2010

Rk	Bib No	Team	Name	Start Time	Rk	Int 1 Rk	Int 2 Rk	Int 3 Rk	Int 4 Rk	Finish Time	Rk	Time Behind	Speed (km/h)	Speed (mph)	Rec
13	12	SUI-2	MEYER Fabienne	5.29	11	17.06 =13	31.34 12	40.49 11	48.47 11	54.04	11	+0.85	142.3	88.4	
			SCHENK Hanne	5.29	13	17.10 12	31.41 13	40.52 13	48.61 13	54.27	13	+1.26	139.8	86.8	
										Total:		1:48.31		+2.11	
14	16	ITA-1	GILLARDUZZI Jessica	5.28	10	17.03 11	31.45 14	40.67 13	48.65 =13	54.15	12	+0.96	143.4	89.1	
			CURIONE Laura	5.24	8	17.29 18	31.65 =16	40.80 14	48.80 14	54.37	14	+1.36	142.3	88.4	
										Total:		1:48.52		+2.32	
15	18	BEL-1	WILLEMSSEN Elfje	5.41	17	17.19 15	31.61 16	40.80 16	48.74 15	54.27	15	+1.08	144.0	89.4	
			WILLEMARCK Eva	5.38	17	17.25 17	31.61 =14	40.87 17	48.87 15	54.40	15	+1.39	143.2	88.9	
										Total:		1:48.67		+2.47	
16	17	ROU-1	RADENOVIC Carmen	5.46	20	17.32 19	31.70 18	40.86 17	48.86 18	54.41	18	+1.22	142.7	88.7	
			SAVIN Alina Vera	5.48	19	17.36 =19	31.74 =19	40.92 =19	48.91 17	54.46	16	+1.45	142.9	88.8	
										Total:		1:48.87		+2.67	
17	8	SUI-1	HAFNER Sabina	5.32	14	17.05 12	31.33 11	40.50 12	48.52 12	54.18	13	+0.99	141.5	87.9	
			SPAHNI Caroline	5.31	14	17.16 14	31.65 =16	40.92 =19	49.07 20	54.70	19	+1.69	140.1	87.0	
										Total:		1:48.88		+2.68	
18	20	JPN-1	HINO Manami	5.56	21	17.46 21	31.85 19	41.01 19	49.04 19	54.64	19	+1.45	141.4	87.9	
			ASAZU Konomi	5.55	21	17.41 21	31.68 18	40.85 16	48.96 18	54.78	20	+1.77	137.0	85.1	
										Total:		1:49.42		+3.22	
19	21	AUS-1	LOCH-WILKINSON Astrid	5.45	19	17.37 20	31.87 20	41.09 20	49.19 20	54.85	20	+1.66	140.8	87.5	
			McINTOSH Cecilia	5.51	20	17.36 =19	31.74 =19	40.88 18	49.01 19	54.66	18	+1.65	140.4	87.2	
										Total:		1:49.51		+3.31	
20	19	IRL-1	HOEY Aoife	5.44	18	17.24 =17	31.88 21	41.27 21	49.39 21	55.04	21	+1.85	140.9	87.5	
			BERGIN Claire	5.43	18	17.21 =15	31.61 =14	40.84 15	48.90 16	54.49	17	+1.48	141.9	88.2	
										Total:		1:49.53		+3.33	
21	15	RUS-2	FEDOROVA Olga	5.20	=4	16.95 7	31.38 13	40.68 =14	48.78 16	54.40	17	+1.21	141.5	87.9	
			TIMOFEEVA Yulia	5.20	5	17.21 =15	31.82 21	41.25 21	49.48 21	55.21	21	+2.20	139.1	86.4	
										Total:		1:49.61		+3.41	

NOTES

In the listing of team names, the pilot is always shown first.

LEGEND

= Equal sign indicates that two or more teams share the same rank

Int Intermediate time

No Number

Rec Record

Rk Rank

SR Start record

TR Track record



START LIST / LISTE DE DÉPART

WED 24 FEB 2010 / MER 24 FEV 2010 START TIME / DÉBUT 17:00

	Start Record	Track Record
Time	5.11 sec	53.01 sec
Date	23 FEB 2010	23 FEB 2010
NOC Code/Names	CAN HUMPHRIES Kaillie, MOYSE Heather	CAN HUMPHRIES Kaillie, MOYSE Heather

Start Order	Bib No	Team	Name	Start Time	Time	Total	Rk	Start Time	Int 1	Int 2	Int 3	Int 4	Finish Time	Total Time
1	2	CAN-1	HUMPHRIES Kaillie MOYSE Heather	5.12 5.11	53.19 53.01	1:46.20 0.00	1							
2	6	USA-2	PAC Erin MEYERS Elana	5.17 5.15	53.28 53.05	1:46.33 +0.13	2							
3	3	GER-2	MARTINI Cathleen LOGSCH Romy	5.22 5.23	53.28 53.32	1:46.60 +0.40	3							
4	5	CAN-2	UPPERTON Helen BROWN Shelley-Ann	5.17 5.18	53.50 53.12	1:46.62 +0.42	4							
5	1	GER-1	KIRIASIS Sandra SENKEL Christin	5.27 5.25	53.41 53.23	1:46.64 +0.44	5							
6	9	USA-3	SCHAAF Bree AZEVEDO Emily	5.30 5.26	53.76 53.33	1:47.09 +0.89	=6							
7	4	USA-1	ROHBOCK Shauna RZEPKA Michelle	5.20 5.19	53.73 53.36	1:47.09 +0.89	=6							
8	7	GER-3	SCHRAMM Claudia TISCHER Janine	5.30 5.28	53.65 53.57	1:47.22 +1.02	8							
9	11	NED-1	KAMPHUIS Esme VEENSTRA Tine	5.24 5.22	53.81 53.59	1:47.40 +1.20	9							
10	10	GBR-1	MINICHIELLO Nicola COOKE Gillian	5.27 5.28	53.85 53.73	1:47.58 +1.38	10							
11	13	GBR-2	WALKER Paula THOMAS Kelly	5.36 5.32	54.19 53.58	1:47.77 +1.57	11							
12	14	RUS-1	SKULKINA Anastasia DORONINA Elena	5.38 5.36	54.38 53.64	1:48.02 +1.82	12							
13	12	SUI-2	MEYER Fabienne SCHENK Hanne	5.29 5.29	54.04 54.27	1:48.31 +2.11	13							
14	16	ITA-1	GILLARDUZZI Jessica CURIONE Laura	5.28 5.24	54.15 54.37	1:48.52 +2.32	14							
15	18	BEL-1	WILLEMSSEN Elfje WILLEMARCK Eva	5.41 5.38	54.27 54.40	1:48.67 +2.47	15							
16	17	ROU-1	RADENOVIC Carmen SAVIN Alina Vera	5.46 5.48	54.41 54.46	1:48.87 +2.67	16							
17	8	SUI-1	HAFNER Sabina SPAHNI Caroline	5.32 5.31	54.18 54.70	1:48.88 +2.68	17							



START LIST / LISTE DE DÉPART

WED 24 FEB 2010 / MER 24 FEV 2010 START TIME / DÉBUT 17:00

Start Order	Bib No	Team	Name	Start Time	Time	Total	Rk	Start Time	Int 1	Int 2	Int 3	Int 4	Finish Time	Total Time
18	20	JPN-1	HINO Manami	5.56	54.64	1:49.42	18							
			ASAZU Konomi	5.55	54.78	+3.22								
19	21	AUS-1	LOCH-WILKINSON Astrid	5.45	54.85	1:49.51	19							
			McINTOSH Cecilia	5.51	54.66	+3.31								
20	19	IRL-1	HOEY Aoife	5.44	55.04	1:49.53	20							
			BERGIN Claire	5.43	54.49	+3.33								
21	15	RUS-2	FEDOROVA Olga	5.20	54.40	1:49.61	21							
			TIMOFEEVA Yulia	5.20	55.21	+3.41								

NOTES

In the listing of team names, the pilot is always shown first.

LEGEND

= Equal sign indicates that two or more teams share the same rank

Int Intermediate time No Number Rk Rank



RESULTS / RÉSULTATS

WED 24 FEB 2010 / MER 24 FEV 2010

	Start Record				Track Record			
Time	5.11 sec				52.85 sec			
Date	23 FEB 2010				24 FEB 2010			
NOC Code/Names	CAN	HUMPHRIES Kaillie, MOYSE Heather			CAN	HUMPHRIES Kaillie, MOYSE Heather		

Rk	Bib No	Team	Name	Start Time	Rk	Int 1 Rk	Int 2 Rk	Int 3 Rk	Int 4 Rk	Finish Time	Rk	Time Behind	Speed (km/h) (mph)	Rec				
1	2	CAN-1	HUMPHRIES Kaillie	5.12	1	16.78	1	30.98	2	40.02	3	47.81	2	53.19	1	0.00	146.9	91.2
			MOYSE Heather	5.11	1	16.71	1	30.83	1	39.85	1	47.64	1	53.01	1	0.00	146.6	91.1 SR
				5.11	1	16.68	1	30.71	1	39.69	1	47.48	1	52.85	1	0.00	146.6	91.1 TR
				Total:				2:39.05			0.00							
2	6	USA-2	PAC Erin	5.17	=2	16.80	2	30.90	1	39.90	1	47.79	1	53.28	=2	+0.09	144.0	89.5
			MEYERS Elana	5.15	2	16.78	2	30.91	2	39.87	2	47.66	2	53.05	2	+0.04	146.3	90.9
				5.16	2	16.79	2	30.94	2	39.92	2	47.82	2	53.29	2	+0.44	144.6	89.8
				Total:				2:39.62			+0.57							
3	5	CAN-2	UPPERTON Helen	5.17	=2	16.81	3	31.10	5	40.22	5	48.09	5	53.50	5	+0.31	144.9	90.0
			BROWN Shelley-Ann	5.18	3	16.88	5	31.03	5	40.01	=4	47.78	3	53.12	3	+0.11	146.6	91.1
				5.18	3	16.82	3	31.01	3	40.08	3	47.91	3	53.34	3	+0.49	145.4	90.3
				Total:				2:39.96			+0.91							
4	3	GER-2	MARTINI Cathleen	5.22	6	16.88	4	31.02	3	39.99	2	47.86	3	53.28	=2	+0.09	144.6	89.9
			LOGSCH Romy	5.23	7	16.97	10	31.19	11	40.17	=8	47.97	7	53.32	5	+0.31	146.4	91.0
				5.26	=7	16.96	8	31.12	6	40.12	4	47.99	4	53.39	4	+0.54	145.3	90.3
				Total:				2:39.99			+0.94							
5	1	GER-1	KIRIASIS Sandra	5.27	=8	16.96	8	31.07	4	40.09	4	47.99	4	53.41	4	+0.22	144.9	90.0
			SENKEL Christin	5.25	9	16.90	6	30.96	3	39.92	3	47.82	4	53.23	4	+0.22	145.1	90.1
				5.26	=7	16.94	7	31.10	5	40.17	6	48.10	6	53.58	7	+0.73	143.7	89.3
				Total:				2:40.22			+1.17							
6	4	USA-1	ROHBOCK Shauna	5.20	=4	16.92	=5	31.23	7	40.33	7	48.26	=7	53.73	7	+0.54	144.6	89.8
			RZEPKA Michelle	5.19	4	16.86	4	31.01	4	40.01	=4	47.89	5	53.36	7	+0.35	144.8	90.0
				5.20	=4	16.85	4	31.07	4	40.14	5	48.04	5	53.53	5	+0.68	144.1	89.5
				Total:				2:40.62			+1.57							
7	9	USA-3	SCHAAF Bree	5.30	=12	17.02	10	31.32	10	40.39	9	48.28	9	53.76	8	+0.57	144.2	89.6
			AZEVEDO Emily	5.26	10	16.93	=7	31.08	6	40.06	6	47.90	6	53.33	6	+0.32	145.2	90.2
				5.30	=11	17.00	10	31.24	10	40.30	7	48.15	7	53.56	6	+0.71	145.8	90.6
				Total:				2:40.65			+1.60							
8	7	GER-3	SCHRAMM Claudia	5.30	=12	17.06	=13	31.30	9	40.37	8	48.25	6	53.65	6	+0.46	145.6	90.5
			TISCHER Janine	5.28	=11	16.93	=7	31.10	7	40.10	7	48.06	8	53.57	8	+0.56	142.7	88.7
				5.32	=13	17.06	=12	31.33	11	40.41	11	48.35	=8	53.81	8	+0.96	144.1	89.5
				Total:				2:41.03			+1.98							
9	11	NED-1	KAMPHUIS Esme	5.24	7	16.92	=5	31.18	6	40.32	6	48.26	=7	53.81	9	+0.62	142.9	88.8
			VEENSTRA Tine	5.22	6	16.85	3	31.12	8	40.24	10	48.13	10	53.59	10	+0.58	144.6	89.9
				5.24	6	16.90	5	31.17	7	40.37	10	48.47	11	54.09	12	+1.24	140.7	87.4
				Total:				2:41.49			+2.44							



RESULTS / RÉSULTATS

WED 24 FEB 2010 / MER 24 FEV 2010

Rk	Bib No	Team	Name	Start Time	Rk	Int 1 Rk	Int 2 Rk	Int 3 Rk	Int 4 Rk	Finish Time	Rk	Time Behind	Speed (km/h) (mph)	Rec
10	14	RUS-1	SKULKINA Anastasia	5.38	16	17.24 =17	31.68 17	40.87 18	48.83 17	54.38	16	+1.19	143.7	89.3
			DORONINA Elena	5.36	16	17.14 13	31.40 12	40.41 12	48.21 11	53.64	11	+0.63	146.4	90.9
				5.37	15	17.19 15	31.57 15	40.70 13	48.60 12	54.08	11	+1.23	144.6	89.8
						Total:		2:42.10			+3.05			
11	13	GBR-2	WALKER Paula	5.36	15	17.21 16	31.46 15	40.68 =14	48.65 =13	54.19	14	+1.00	143.8	89.3
			THOMAS Kelly	5.32	15	17.01 11	31.15 9	40.17 =8	48.07 9	53.58	9	+0.57	143.9	89.4
				5.39	16	17.38 =19	31.71 18	40.83 16	48.85 15	54.47	15	+1.62	141.6	88.0
						Total:		2:42.24			+3.19			
12	12	SUI-2	MEYER Fabienne	5.29	11	17.06 =13	31.34 12	40.49 11	48.47 11	54.04	11	+0.85	142.3	88.4
			SCHENK Hanne	5.29	13	17.10 12	31.41 13	40.52 13	48.61 13	54.27	13	+1.26	139.8	86.8
				5.32 =13	17.03 11	31.22 9	40.32 8	48.38 10	54.00	10	+1.15	141.3	87.8	
						Total:		2:42.31			+3.26			
13	8	SUI-1	HAFNER Sabina	5.32	14	17.05 12	31.33 11	40.50 12	48.52 12	54.18	13	+0.99	141.5	87.9
			SPAHNI Caroline	5.31	14	17.16 14	31.65 =16	40.92 =19	49.07 20	54.70	19	+1.69	140.1	87.0
				5.30 =11	16.98 9	31.20 8	40.36 9	48.35 =8	53.87 9	+1.02	142.6	88.6		
						Total:		2:42.75			+3.70			
14	16	ITA-1	GILLARDUZZI Jessica	5.28	10	17.03 11	31.45 14	40.67 13	48.65 =13	54.15	12	+0.96	143.4	89.1
			CURIONE Laura	5.24	8	17.29 18	31.65 =16	40.80 14	48.80 14	54.37	14	+1.36	142.3	88.4
				5.28 9	17.11 14	31.49 14	40.77 15	48.81 14	54.40 =13	+1.55	141.8	88.1		
						Total:		2:42.92			+3.87			
15	18	BEL-1	WILLEMSSEN Elfje	5.41	17	17.19 15	31.61 16	40.80 16	48.74 15	54.27	15	+1.08	144.0	89.4
			WILLEMARCK Eva	5.38	17	17.25 17	31.61 =14	40.87 17	48.87 15	54.40	15	+1.39	143.2	88.9
				5.46	18	17.34 18	31.90 21	41.10 20	49.08 18	54.64	16	+1.79	142.4	88.5
						Total:		2:43.31			+4.26			
16	10	GBR-1	MINICHIELLO Nicola	5.27	=8	16.98 9	31.27 8	40.43 10	48.38 10	53.85	10	+0.66	143.4	89.1
			COOKE Gillian	5.28 =11	16.96 9	31.18 10	40.36 11	48.29 12	53.73	12	+0.72	144.4	89.7	
				5.29 10	17.06 =12	31.45 13	40.66 12	48.89 16	55.87 21	+3.02	131.9	81.9		
						Total:		2:43.45			+4.40			
17	17	ROU-1	RADENOVIC Carmen	5.46	20	17.32 19	31.70 18	40.86 17	48.86 18	54.41	18	+1.22	142.7	88.7
			SAVIN Alina Vera	5.48	19	17.36 =19	31.74 =19	40.92 =19	48.91 17	54.46	16	+1.45	142.9	88.8
				5.52 21	17.44 21	31.85 19	41.09 19	49.19 20	54.82 19	+1.97	141.2	87.7		
						Total:		2:43.69			+4.64			
18	15	RUS-2	FEDOROVA Olga	5.20	=4	16.95 7	31.38 13	40.68 =14	48.78 16	54.40	17	+1.21	141.5	87.9
			TIMOFEEVA Yulia	5.20	5	17.21 =15	31.82 21	41.25 21	49.48 21	55.21	21	+2.20	139.1	86.4
				5.20 =4	16.92 6	31.43 12	40.72 14	48.79 13	54.40 =13	+1.55	142.1	88.3		
						Total:		2:44.01			+4.96			
19	20	JPN-1	HINO Manami	5.56	21	17.46 21	31.85 19	41.01 19	49.04 19	54.64	19	+1.45	141.4	87.9
			ASAZU Konomi	5.55	21	17.41 21	31.68 18	40.85 16	48.96 18	54.78	20	+1.77	137.0	85.1
				5.50 20	17.33 17	31.68 16	40.88 17	49.00 17	54.65 17	+1.80	140.1	87.0		
						Total:		2:44.07			+5.02			



RESULTS / RÉSULTATS

WED 24 FEB 2010 / MER 24 FEV 2010

Rk	Bib No	Team	Name	Start Time	Rk	Int 1 Rk	Int 2 Rk	Int 3 Rk	Int 4 Rk	Finish Time	Rk	Time Behind	Speed (km/h) (mph)	Rec
20	19	IRL-1	HOEY Aoife	5.44	18	17.24 =17	31.88 21	41.27 21	49.39 21	55.04 21	21	+1.85	140.9	87.5
			BERGIN Claire	5.43	18	17.21 =15	31.61 =14	40.84 15	48.90 16	54.49 17	17	+1.48	141.9	88.2
				5.43	17	17.27 16	31.69 17	41.01 18	49.11 19	54.73 18	18	+1.88	141.5	87.9
						Total:				2:44.26		+5.21		
21	21	AUS-1	LOCH-WILKINSON Astrid	5.45	19	17.37 20	31.87 20	41.09 20	49.19 20	54.85 20	20	+1.66	140.8	87.5
			McINTOSH Cecilia	5.51	20	17.36 =19	31.74 =19	40.88 18	49.01 19	54.66 18	18	+1.65	140.4	87.2
				5.47	19	17.38 =19	31.88 20	41.21 21	49.42 21	55.16 20	20	+2.31	138.9	86.3
						Total:				2:44.67		+5.62		

NOTES

In the listing of team names, the pilot is always shown first.

LEGEND

= Equal sign indicates that two or more teams share the same rank

Int Intermediate time

No Number

Rec Record

Rk Rank

SR Start record

TR Track record



START LIST / LISTE DE DÉPART

WED 24 FEB 2010 / MER 24 FEV 2010 START TIME / DÉBUT 18:15

	Start Record	Track Record
Time	5.11 sec	52.85 sec
Date	23 FEB 2010	24 FEB 2010
NOC Code/ Names	CAN HUMPHRIES Kaillie, MOYSE Heather	CAN HUMPHRIES Kaillie, MOYSE Heather

Start Order	Bib No	Team	Name	Start Time	Time	Total	Rk	Start Time	Int 1	Int 2	Int 3	Int 4	Finish Time	Total Time	
1	19	IRL-1	HOEY Aoife	5.44	55.04	2:44.26	20								
			BERGIN Claire	5.43	54.49	+5.21									
				5.43	54.73										
2	20	JPN-1	HINO Manami	5.56	54.64	2:44.07	19								
			ASAZU Konomi	5.55	54.78	+5.02									
				5.50	54.65										
3	15	RUS-2	FEDOROVA Olga	5.20	54.40	2:44.01	18								
			TIMOFEEVA Yulia	5.20	55.21	+4.96									
				5.20	54.40										
4	17	ROU-1	RADENOVIC Carmen	5.46	54.41	2:43.69	17								
			SAVIN Alina Vera	5.48	54.46	+4.64									
				5.52	54.82										
5	10	GBR-1	MINICHIELLO Nicola	5.27	53.85	2:43.45	16								
			COOKE Gillian	5.28	53.73	+4.40									
				5.29	55.87										
6	18	BEL-1	WILLEMSSEN Elfje	5.41	54.27	2:43.31	15								
			WILLEMARCK Eva	5.38	54.40	+4.26									
				5.46	54.64										
7	16	ITA-1	GILLARDUZZI Jessica	5.28	54.15	2:42.92	14								
			CURIONE Laura	5.24	54.37	+3.87									
				5.28	54.40										
8	8	SUI-1	HAFNER Sabina	5.32	54.18	2:42.75	13								
			SPAHNI Caroline	5.31	54.70	+3.70									
				5.30	53.87										
9	12	SUI-2	MEYER Fabienne	5.29	54.04	2:42.31	12								
			SCHENK Hanne	5.29	54.27	+3.26									
				5.32	54.00										
10	13	GBR-2	WALKER Paula	5.36	54.19	2:42.24	11								
			THOMAS Kelly	5.32	53.58	+3.19									
				5.39	54.47										
11	14	RUS-1	SKULKINA Anastasia	5.38	54.38	2:42.10	10								
			DORONINA Elena	5.36	53.64	+3.05									
				5.37	54.08										
12	11	NED-1	KAMPHUIS Esme	5.24	53.81	2:41.49	9								
			VEENSTRA Tine	5.22	53.59	+2.44									
				5.24	54.09										



START LIST / LISTE DE DÉPART

WED 24 FEB 2010 / MER 24 FEV 2010 START TIME / DÉBUT 18:15

Start Order	Bib No	Team	Name	Start Time	Time	Total	Rk	Start Time	Int 1	Int 2	Int 3	Int 4	Finish Time	Total Time
13	7	GER-3	SCHRAMM Claudia TISCHER Janine	5.30 5.28 5.32	53.65 53.57 53.81	2:41.03 +1.98	8							
14	9	USA-3	SCHAAF Bree AZEVEDO Emily	5.30 5.26 5.30	53.76 53.33 53.56	2:40.65 +1.60	7							
15	4	USA-1	ROHBOCK Shauna RZEPKA Michelle	5.20 5.19 5.20	53.73 53.36 53.53	2:40.62 +1.57	6							
16	1	GER-1	KIRIASIS Sandra SENKEL Christin	5.27 5.25 5.26	53.41 53.23 53.58	2:40.22 +1.17	5							
17	3	GER-2	MARTINI Cathleen LOGSCH Romy	5.22 5.23 5.26	53.28 53.32 53.39	2:39.99 +0.94	4							
18	5	CAN-2	UPPERTON Helen BROWN Shelley-Ann	5.17 5.18 5.18	53.50 53.12 53.34	2:39.96 +0.91	3							
19	6	USA-2	PAC Erin MEYERS Elana	5.17 5.15 5.16	53.28 53.05 53.29	2:39.62 +0.57	2							
20	2	CAN-1	HUMPHRIES Kaillie MOYSE Heather	5.12 5.11 5.11	53.19 53.01 52.85	2:39.05 0.00	1							

NOTES

In the listing of team names, the pilot is always shown first.

LEGEND

= Equal sign indicates that two or more teams share the same rank

Int Intermediate time No Number Rk Rank



OFFICIAL RESULTS / RÉSULTATS OFFICIELS

WED 24 FEB 2010 / MER 24 FEV 2010

	Start Record				Track Record			
Time	5.11 sec				52.85 sec			
Date	23 FEB 2010				24 FEB 2010			
NOC Code/Names	CAN	HUMPHRIES Kaillie, MOYSE Heather			CAN	HUMPHRIES Kaillie, MOYSE Heather		

Rk	Bib No	Team	Name	Start Time	Rk	Int 1 Rk	Int 2 Rk	Int 3 Rk	Int 4 Rk	Finish Time	Rk	Time Behind	Speed (km/h) (mph)	Rec				
1	2	CAN-1	HUMPHRIES Kaillie MOYSE Heather	5.12	1	16.78	1	30.98	2	40.02	2	47.81	2	53.19	1	0.00	146.9	91.2
				5.11	1	16.71	1	30.83	1	39.85	1	47.64	1	53.01	1	0.00	146.6	91.1 SR
				5.11	1	16.68	1	30.71	1	39.69	1	47.48	1	52.85	1	0.00	146.6	91.1 TR
				5.17	1	16.88	3	31.05	4	40.06	3	47.84	2	53.23	2	+0.06	146.4	91.0
				Total:		3:32.28		0.00										
2	5	CAN-2	UPPERTON Helen BROWN Shelley-Ann	5.17	=2	16.81	3	31.10	4	40.22	4	48.09	4	53.50	4	+0.31	144.9	90.0
				5.18	3	16.88	5	31.03	5	40.01	=4	47.78	3	53.12	3	+0.11	146.6	91.1
				5.18	3	16.82	3	31.01	3	40.08	3	47.91	3	53.34	3	+0.49	145.4	90.3
				5.18	=2	16.81	2	30.99	2	40.02	2	47.81	1	53.17	1	0.00	146.7	91.1
				Total:		3:33.13		+0.85										
3	6	USA-2	PAC Erin MEYERS Elana	5.17	=2	16.80	2	30.90	1	39.90	1	47.79	1	53.28	2	+0.09	144.0	89.5
				5.15	2	16.78	2	30.91	2	39.87	2	47.66	2	53.05	2	+0.04	146.3	90.9
				5.16	2	16.79	2	30.94	2	39.92	2	47.82	2	53.29	2	+0.44	144.6	89.8
				5.23	=5	16.98	10	31.27	11	40.34	10	48.25	9	53.78	8	+0.61	143.9	89.4
				Total:		3:33.40		+1.12										
4	1	GER-1	KIRIASIS Sandra SENKEL Christin	5.27	=7	16.96	7	31.07	3	40.09	3	47.99	3	53.41	3	+0.22	144.9	90.0
				5.25	8	16.90	6	30.96	3	39.92	3	47.82	4	53.23	4	+0.22	145.1	90.1
				5.26	7	16.94	7	31.10	5	40.17	5	48.10	5	53.58	6	+0.73	143.7	89.3
				5.26	7	16.94	=6	31.12	8	40.17	8	48.10	5	53.59	5	+0.42	143.9	89.4
				Total:		3:33.81		+1.53										
5	9	USA-3	SCHAAF Bree AZEVEDO Emily	5.30	=11	17.02	9	31.32	9	40.39	8	48.28	8	53.76	7	+0.57	144.2	89.6
				5.26	9	16.93	=7	31.08	6	40.06	6	47.90	6	53.33	5	+0.32	145.2	90.2
				5.30	=10	17.00	9	31.24	9	40.30	6	48.15	6	53.56	5	+0.71	145.8	90.6
				5.27	=8	16.94	=6	31.10	7	40.08	5	47.96	4	53.40	3	+0.23	144.7	89.9
				Total:		3:34.05		+1.77										
6	4	USA-1	ROHBOCK Shauna RZEPKA Michelle	5.20	=4	16.92	=4	31.23	6	40.33	6	48.26	=6	53.73	6	+0.54	144.6	89.8
				5.19	4	16.86	4	31.01	4	40.01	=4	47.89	5	53.36	6	+0.35	144.8	90.0
				5.20	=4	16.85	4	31.07	4	40.14	4	48.04	4	53.53	4	+0.68	144.1	89.5
				5.18	=2	16.77	1	30.91	1	39.94	1	47.89	3	53.44	4	+0.27	142.9	88.8
				Total:		3:34.06		+1.78										
7	7	GER-3	SCHRAMM Claudia TISCHER Janine	5.30	=11	17.06	=12	31.30	8	40.37	7	48.25	5	53.65	5	+0.46	145.6	90.5
				5.28	=10	16.93	=7	31.10	7	40.10	7	48.06	7	53.57	7	+0.56	142.7	88.7
				5.32	=12	17.06	=11	31.33	10	40.41	10	48.35	=7	53.81	7	+0.96	144.1	89.5
				5.29	10	16.91	5	31.04	3	40.07	4	48.11	6	53.65	=6	+0.48	141.8	88.1
				Total:		3:34.68		+2.40										



OFFICIAL RESULTS / RÉSULTATS OFFICIELS

WED 24 FEB 2010 / MER 24 FEV 2010


Rk	Bib No	Team	Name	Start Time	Rk	Int 1 Rk	Int 2 Rk	Int 3 Rk	Int 4 Rk	Finish Time	Rk	Time Behind	Speed (km/h) (mph)	Rec
8	11	NED-1	KAMPHUIS Esme VEENSTRA Tine	5.24	6	16.92 =4	31.18 5	40.32 5	48.26 =6	53.81	8	+0.62	142.9	88.8
				5.22	6	16.85 3	31.12 8	40.24 9	48.13 9	53.59	9	+0.58	144.6	89.9
				5.24	6	16.90 5	31.17 6	40.37 9	48.47 10	54.09	11	+1.24	140.7	87.4
				5.23	=5	16.89 4	31.08 =5	40.16 7	48.13 7	53.65	=6	+0.48	143.3	89.0
										Total:	3:35.14	+2.86		
9	14	RUS-1	SKULKINA Anastasia DORONINA Elena	5.38	15	17.24 =16	31.68 16	40.87 17	48.83 16	54.38	15	+1.19	143.7	89.3
				5.36	15	17.14 12	31.40 11	40.41 11	48.21 10	53.64	10	+0.63	146.4	90.9
				5.37	14	17.19 14	31.57 14	40.70 12	48.60 11	54.08	10	+1.23	144.6	89.8
				5.35	13	17.10 =13	31.34 12	40.45 12	48.34 11	53.83	10	+0.66	144.9	90.0
										Total:	3:35.93	+3.65		
10	12	SUI-2	MEYER Fabienne SCHENK Hanne	5.29	10	17.06 =12	31.34 11	40.49 10	48.47 10	54.04	10	+0.85	142.3	88.4
				5.29	12	17.10 11	31.41 12	40.52 12	48.61 12	54.27	12	+1.26	139.8	86.8
				5.32	=12	17.03 10	31.22 8	40.32 7	48.38 9	54.00	9	+1.15	141.3	87.8
				5.31	11	16.97 9	31.08 =5	40.15 6	48.18 8	53.82	9	+0.65	141.0	87.6
										Total:	3:36.13	+3.85		
11	13	GBR-2	WALKER Paula THOMAS Kelly	5.36	14	17.21 15	31.46 14	40.68 =13	48.65 =12	54.19	13	+1.00	143.8	89.3
				5.32	14	17.01 10	31.15 9	40.17 8	48.07 8	53.58	8	+0.57	143.9	89.4
				5.39	15	17.38 =18	31.71 17	40.83 15	48.85 14	54.47	14	+1.62	141.6	88.0
				5.38	14	17.10 =13	31.24 10	40.28 9	48.32 10	53.94	11	+0.77	141.6	88.0
										Total:	3:36.18	+3.90		
12	8	SUI-1	HAFNER Sabina SPAHLI Caroline	5.32	13	17.05 11	31.33 10	40.50 11	48.52 11	54.18	12	+0.99	141.5	87.9
				5.31	13	17.16 13	31.65 =15	40.92 =18	49.07 19	54.70	18	+1.69	140.1	87.0
				5.30	=10	16.98 8	31.20 7	40.36 8	48.35 =7	53.87	8	+1.02	142.6	88.6
				5.32	12	16.99 11	31.21 9	40.38 11	48.44 12	54.09	12	+0.92	140.9	87.5
										Total:	3:36.84	+4.56		
13	16	ITA-1	GILLARDUZZI Jessica CURIONE Laura	5.28	9	17.03 10	31.45 13	40.67 12	48.65 =12	54.15	11	+0.96	143.4	89.1
				5.24	7	17.29 17	31.65 =15	40.80 13	48.80 13	54.37	13	+1.36	142.3	88.4
				5.28	8	17.11 13	31.49 13	40.77 14	48.81 13	54.40 =12	+1.55	141.8	88.1	
				5.27	=8	17.07 12	31.52 15	40.68 15	48.60 13	54.11	13	+0.94	143.8	89.3
										Total:	3:37.03	+4.75		
14	18	BEL-1	WILLEMSSEN Elfje WILLEMARCK Eva	5.41	16	17.19 14	31.61 15	40.80 15	48.74 14	54.27	14	+1.08	144.0	89.4
				5.38	16	17.25 16	31.61 =13	40.87 16	48.87 14	54.40	14	+1.39	143.2	88.9
				5.46	17	17.34 17	31.90 20	41.10 19	49.08 17	54.64	15	+1.79	142.4	88.5
				5.42	15	17.20 15	31.44 14	40.56 13	48.61 14	54.17	14	+1.00	141.8	88.1
										Total:	3:37.48	+5.20		
15	17	ROU-1	RADENOVIC Carmen SAVIN Alina Vera	5.46	19	17.32 18	31.70 17	40.86 16	48.86 17	54.41	17	+1.22	142.7	88.7
				5.48	18	17.36 =18	31.74 =18	40.92 =18	48.91 16	54.46	15	+1.45	142.9	88.8
				5.52	20	17.44 20	31.85 18	41.09 18	49.19 19	54.82	18	+1.97	141.2	87.7
				5.50	17	17.33 17	31.68 17	40.89 17	48.93 16	54.58 =16	+1.41	140.9	87.6	
										Total:	3:38.27	+5.99		



OFFICIAL RESULTS / RÉSULTATS OFFICIELS

WED 24 FEB 2010 / MER 24 FEV 2010

Rk	Bib No	Team	Name	Start Time	Rk	Int 1 Rk	Int 2 Rk	Int 3 Rk	Int 4 Rk	Finish Time	Rk	Time Behind	Speed (km/h) (mph)	Rec				
16	20	JPN-1	HINO Manami	5.56	20	17.46	20	31.85	18	41.01	18	49.04	18	54.64	18	+1.45	141.4	87.9
			ASAZU Konomi	5.55	20	17.41	20	31.68	17	40.85	15	48.96	17	54.78	19	+1.77	137.0	85.1
				5.50	19	17.33	16	31.68	15	40.88	16	49.00	16	54.65	16	+1.80	140.1	87.0
				5.54	18	17.38	18	31.65	16	40.79	16	48.78	15	54.31	15	+1.14	143.0	88.8
Total:											3:38.38	+6.10						
17	19	IRL-1	HOEY Aoife	5.44	17	17.24=16	31.88	20	41.27	20	49.39	20	55.04	20	+1.85	140.9	87.5	
			BERGIN Claire	5.43	17	17.21=14	31.61=13	40.84	14	48.90	15	48.90	15	54.49	16	+1.48	141.9	88.2
				5.43	16	17.27	15	31.69	16	41.01	17	49.11	18	54.73	17	+1.88	141.5	87.9
				5.44	16	17.26	16	31.71	18	40.96	18	48.99	17	54.58=16	16	+1.41	142.4	88.5
Total:											3:38.84	+6.56						
18	15	RUS-2	FEDOROVA Olga	5.20	=4	16.95	6	31.38	12	40.68=13	48.78	15	54.40	16	+1.21	141.5	87.9	
			TIMOFEEVA Yulia	5.20	5	17.21=14	31.82	20	41.25	20	49.48	20	55.21	20	+2.20	139.1	86.4	
				5.20	=4	16.92	6	31.43	11	40.72	13	48.79	12	54.40=12	12	+1.55	142.1	88.3
				5.20	4	16.96	8	31.42	13	40.64	14	49.10	18	57.39	18	+4.22	120.9	75.1
Total:											3:41.40	+9.12						
19	21	AUS-1	LOCH-WILKINSON Astrid	5.45	18	17.37	19	31.87	19	41.09	19	49.19	19	54.85	19	+1.66	140.8	87.5
			McINTOSH Cecilia	5.51	19	17.36=18	31.74=18	40.88	17	49.01	18	49.01	18	54.66	17	+1.65	140.4	87.2
				5.47	18	17.38=18	31.88	19	41.21	20	49.42	20	55.16	19	+2.31	138.9	86.3	
Total:											2:44.67							
10	GBR-1	MINICHELLO Nicola	COOKE Gillian	5.27	=7	16.98	8	31.27	7	40.43	9	48.38	9	53.85	9	+0.66	143.4	89.1
				5.28=10		16.96	9	31.18	10	40.36	10	48.29	11	53.73	11	+0.72	144.4	89.7
				5.29	9	17.06=11	31.45	12	40.66	11	48.89	15	55.87	20	+3.02	131.9	81.9	
Total:											DNS							
3	GER-2	MARTINI Cathleen	LOGSCH Romy												DSQ			
Total:											DSQ							



Race Director



Jury President

NOTES

In the listing of team names, the pilot is always shown first. The above results do not reflect possible disqualifications due to material check or doping.

LEGEND

= Equal sign indicates that two or more teams share the same rank

DNS Did not start

DSQ Disqualified

Int Intermediate time

No Number

Rec Record

Rk Rank

SR Start record

TR Track record

GER-2 disqualified for incomplete team crossing the finish line.



COMPETITION DATA / DONNÉES DE COMPÉTITION

WED 24 FEB 2010 / MER 24 FEV 2010

	Start Time	End Time
Heat 3	17:00	17:51
Heat 4	18:15	19:06

Participating Teams

AUS (1)	BEL (1)	CAN (2)	GBR (2)	GER (3)	IRL (1)	ITA (1)	JPN (1)	NED (1)	ROU (1)
RUS (2)	SUI (2)	USA (3)							

Track Records Prior to the Games

	Start Record	Track Record
Time	5.17	53.53
Date	6 FEB 2009	6 FEB 2009
NOC Code/ Names	USA PAC Erin, RZEPKA Michelle	USA ROHBOCK Shauna, MEYERS Elana

New Track Records

Team	Crew	Start Record	Track Record	Heat Number
GER-1	KIRIASIS Sandra, SENKEL Christin		53.41	1
CAN-1	HUMPHRIES Kaillie, MOYSE Heather	5.12		1
CAN-1	HUMPHRIES Kaillie, MOYSE Heather		53.19	1
CAN-2	UPPERTON Helen, BROWN Shelley-Ann		53.12	2
USA-2	PAC Erin, MEYERS Elana		53.05	2
CAN-1	HUMPHRIES Kaillie, MOYSE Heather	5.11		2
CAN-1	HUMPHRIES Kaillie, MOYSE Heather		53.01	2
CAN-1	HUMPHRIES Kaillie, MOYSE Heather		52.85	3

Weather Conditions

	16:30	17:00	17:30	18:00	18:30	19:00			
Overall Weather Conditions	Rain	Cloudy	Fog	Cloudy	Cloudy	Cloudy			
Air Temperature (°C/F)	0.9/33.6	1.1/33.9	0.8/33.4	0.8/33.4	0.7/33.2	0.8/33.4			
Ice Temperature (°C/F)	-1.2/29.8	-1.2/29.8	-1.8/28.7	-2.3/27.8	-2.7/27.1	-2.5/27.5			
Humidity	99	99	99	99	99	99			
Wind Direction	N	E	N	N	NNE	ESE			
Wind Speed (m/s)	0.5	0.5	1.0	0.5	0.5	0.5			
Precipitation Accumulation (cm/in per hour)	/	/	/	/	/	/			

List of Officials

FIBT President	STOREY Robert	FIBT Secretary General	GARDELLA Ermanno
Technical Delegate	WERTH Georg	Technical Delegate	GUDZOWSKY Terry
President of the Jury	MATTLI Josias	Member of the Jury	CARLINO Anthony
Member of the Jury	SORAVIA Fausto	Member of the Jury	HAIDER Maria
Member of the Jury	KILBURN Joseph	Jury Assistant	HELL Peter
Jury Assistant	LYUBOVITSKIY Vladimir	Technical Official	SENNHAUSER Walter
Technical Official	PANAITESCU Dragos	Technical Official	CUNEO Robert
Technical Official	MENARDI Diego	Technical Official	GIGACHER Hermann
Race Director	WOLF Astrid	Chief of the Track	SEITZ Tracy

Jury Decisions

	Heat: 4	Bib: 3	Team GER-2	Heat:	Bib:	Team	Heat:	Bib:	Team
Explanation	DSQ - incomplete team crossing the finish line								



THE WHISTLER SLIDING CENTRE
CENTRE DES SPORTS DE GLISSE DE WHISTLER

BOBSLEIGH
BOBSLEIGH

WOMEN'S
FEMMES

COMPETITION DAY 2
COMPÉTITION, 2E JOUR



COMPETITION DATA / DONNÉES DE COMPÉTITION

WED 24 FEB 2010 / MER 24 FEV 2010

LEGEND

E East

ESE East-South-East

NNE North-North-East

N North



RECORDS / RECORDS

As of WED 24 FEB 2010 / En date du MER 24 FEV 2010

Prior to the Games

Team Names	NOC Code	Start Record	Track Record	Date	Competition
PAC Erin, RZEPKA Michelle	USA	5.17		6 FEB 2009	World Cup
ROHBOCK Shauna, MEYERS Elana	USA		53.53	6 FEB 2009	World Cup

During the Games

Team Names	Team	Start Record	Track Record	Date	Heat Number
KIRIASIS Sandra, SENKEL Christin	GER-1		53.41	23 FEB 2010	1
HUMPHRIES Kaillie, MOYSE Heather	CAN-1	5.12		23 FEB 2010	1
HUMPHRIES Kaillie, MOYSE Heather	CAN-1		53.19	23 FEB 2010	1
UPPERTON Helen, BROWN Shelley-Ann	CAN-2		53.12	23 FEB 2010	2
PAC Erin, MEYERS Elana	USA-2		53.05	23 FEB 2010	2
HUMPHRIES Kaillie, MOYSE Heather	CAN-1	5.11		23 FEB 2010	2
HUMPHRIES Kaillie, MOYSE Heather	CAN-1		53.01	23 FEB 2010	2
HUMPHRIES Kaillie, MOYSE Heather	CAN-1		52.85	24 FEB 2010	3

NOTES

In the listing of team names, the pilot is always shown first.



PERFORMANCE ANALYSIS / ANALYSE DE LA PERFORMANCE

WED 24 FEB 2010 / MER 24 FEV 2010

	Start Record				Track Record			
Time	5.11 sec				52.85 sec			
Date	23 FEB 2010				24 FEB 2010			
NOC Code/Names	CAN	HUMPHRIES Kaillie, MOYSE Heather			CAN	HUMPHRIES Kaillie, MOYSE Heather		

Rk	Bib No	Team	Name	Start Time	Rk	S-1 Rk	1-2 Rk	2-3 Rk	3-4 Rk	4-F Rk	Finish Time	Rk	Time Behind	Speed (km/h) (mph)						
1	2	CAN-1	HUMPHRIES Kaillie MOYSE Heather	5.12	1	11.66	3	14.20	3	9.04	3	7.79	1	5.38	1	53.19	1	0.00	146.9	91.2
				5.11	1	11.60	1	14.12	2	9.02	=8	7.79	=2	5.37	2	53.01	1	0.00	146.6	91.1
				5.11	1	11.57	1	14.03	1	8.98	=1	7.79	1	5.37	1	52.85	1	0.00	146.6	91.1
				5.17	1	11.71	9	14.17	6	9.01	2	7.78	1	5.39	2	53.23	2	+0.06	146.4	91.0
				Total:				3:32.28				0.00								
2	5	CAN-2	UPPERTON Helen BROWN Shelley-Ann	5.17	=2	11.64	2	14.29	=9	9.12	7	7.87	2	5.41	3	53.50	4	+0.31	144.9	90.0
				5.18	3	11.70	10	14.15	=5	8.98	=3	7.77	1	5.34	1	53.12	3	+0.11	146.6	91.1
				5.18	3	11.64	3	14.19	=4	9.07	=4	7.83	2	5.43	3	53.34	3	+0.49	145.4	90.3
				5.18	=2	11.63	3	14.18	=7	9.03	=3	7.79	2	5.36	1	53.17	1	0.00	146.7	91.1
				Total:				3:33.13				+0.85								
3	6	USA-2	PAC Erin MEYERS Elana	5.17	=2	11.63	1	14.10	1	9.00	1	7.89	=4	5.49	8	53.28	2	+0.09	144.0	89.5
				5.15	2	11.63	=2	14.13	3	8.96	=1	7.79	=2	5.39	3	53.05	2	+0.04	146.3	90.9
				5.16	2	11.63	2	14.15	2	8.98	=1	7.90	=4	5.47	5	53.29	2	+0.44	144.6	89.8
				5.23	=5	11.75	=11	14.29	14	9.07	=8	7.91	5	5.53	=8	53.78	8	+0.61	143.9	89.4
				Total:				3:33.40				+1.12								
4	1	GER-1	KIRIASIS Sandra SENKEL Christin	5.27	=7	11.69	5	14.11	2	9.02	2	7.90	6	5.42	4	53.41	3	+0.22	144.9	90.0
				5.25	8	11.65	=4	14.06	1	8.96	=1	7.90	=8	5.41	4	53.23	4	+0.22	145.1	90.1
				5.26	7	11.68	=6	14.16	3	9.07	=4	7.93	7	5.48	=6	53.58	6	+0.73	143.7	89.3
				5.26	7	11.68	8	14.18	=7	9.05	7	7.93	7	5.49	=4	53.59	5	+0.42	143.9	89.4
				Total:				3:33.81				+1.53								
5	9	USA-3	SCHAAF Bree AZEVEDO Emily	5.30	=11	11.72	=7	14.30	11	9.07	=4	7.89	=4	5.48	7	53.76	7	+0.57	144.2	89.6
				5.26	9	11.67	=6	14.15	=5	8.98	=3	7.84	5	5.43	=5	53.33	5	+0.32	145.2	90.2
				5.30	=10	11.70	8	14.24	8	9.06	3	7.85	3	5.41	2	53.56	5	+0.71	145.8	90.6
				5.27	=8	11.67	=6	14.16	5	8.98	1	7.88	3	5.44	3	53.40	3	+0.23	144.7	89.9
				Total:				3:34.05				+1.77								
6	4	USA-1	ROHBOCK Shauna RZEPKA Michelle	5.20	=4	11.72	=7	14.31	12	9.10	6	7.93	7	5.47	=5	53.73	6	+0.54	144.6	89.8
				5.19	4	11.67	=6	14.15	=5	9.00	=5	7.88	6	5.47	9	53.36	6	+0.35	144.8	90.0
				5.20	=4	11.65	4	14.22	=6	9.07	=4	7.90	=4	5.49	8	53.53	4	+0.68	144.1	89.5
				5.18	=2	11.59	1	14.14	=3	9.03	=3	7.95	8	5.55	11	53.44	4	+0.27	142.9	88.8
				Total:				3:34.06				+1.78								
7	7	GER-3	SCHRAMM Claudia TISCHER Janine	5.30	=11	11.76	12	14.24	4	9.07	=4	7.88	3	5.40	2	53.65	5	+0.46	145.6	90.5
				5.28	=10	11.65	=4	14.17	8	9.00	=5	7.96	11	5.51	=10	53.57	7	+0.56	142.7	88.7
				5.32	=12	11.74	11	14.27	=9	9.08	7	7.94	8	5.46	4	53.81	7	+0.96	144.1	89.5
				5.29	10	11.62	2	14.13	2	9.03	=3	8.04	=13	5.54	10	53.65	=6	+0.48	141.8	88.1
				Total:				3:34.68				+2.40								



PERFORMANCE ANALYSIS / ANALYSE DE LA PERFORMANCE

WED 24 FEB 2010 / MER 24 FEV 2010

Rk	Bib No	Team	Name	Start Time	Rk	S-1 Rk	1-2 Rk	2-3 Rk	3-4 Rk	4-F Rk	Finish Time	Rk	Time Behind	Speed (km/h) (mph)						
8	11	NED-1	KAMPHUIS Esme VEENSTRA Tine	5.24	6	11.68	4	14.26	6	9.14	8	7.94	=8	5.55	=12	53.81	8	+0.62	142.9	88.8
				5.22	6	11.63	=2	14.27	=11	9.12	11	7.89	7	5.46	8	53.59	9	+0.58	144.6	89.9
				5.24	6	11.66	5	14.27	=9	9.20	=12	8.10	=15	5.62	=13	54.09	11	+1.24	140.7	87.4
				5.23	=5	11.66	=4	14.19	9	9.08	10	7.97	9	5.52	7	53.65	=6	+0.48	143.3	89.0
													Total:	3:35.14	+2.86					
9	14	RUS-1	SKULKINA Anastasia DORONINA Elena	5.38	15	11.86	=17	14.44	18	9.19	=14	7.96	11	5.55	=12	54.38	15	+1.19	143.7	89.3
				5.36	15	11.78	=11	14.26	10	9.01	7	7.80	4	5.43	=5	53.64	10	+0.63	146.4	90.9
				5.37	14	11.82	13	14.38	=13	9.13	10	7.90	=4	5.48	=6	54.08	10	+1.23	144.6	89.8
				5.35	13	11.75	=11	14.24	=11	9.11	11	7.89	4	5.49	=4	53.83	10	+0.66	144.9	90.0
													Total:	3:35.93	+3.65					
10	12	SUI-2	MEYER Fabienne SCHENK Hanne	5.29	10	11.77	13	14.28	=7	9.15	9	7.98	=13	5.57	15	54.04	10	+0.85	142.3	88.4
				5.29	12	11.81	13	14.31	13	9.11	10	8.09	16	5.66	18	54.27	12	+1.26	139.8	86.8
				5.32	=12	11.71	9	14.19	=4	9.10	8	8.06	13	5.62	=13	54.00	9	+1.15	141.3	87.8
				5.31	11	11.66	=4	14.11	1	9.07	=8	8.03	=11	5.64	15	53.82	9	+0.65	141.0	87.6
													Total:	3:36.13	+3.85					
11	13	GBR-2	WALKER Paula THOMAS Kelly	5.36	14	11.85	16	14.25	5	9.22	=16	7.97	12	5.54	11	54.19	13	+1.00	143.8	89.3
				5.32	14	11.69	9	14.14	4	9.02	=8	7.90	=8	5.51	=10	53.58	8	+0.57	143.9	89.4
				5.39	15	11.99	20	14.33	11	9.12	9	8.02	11	5.62	=13	54.47	14	+1.62	141.6	88.0
				5.38	14	11.72	10	14.14	=3	9.04	6	8.04	=13	5.62	14	53.94	11	+0.77	141.6	88.0
													Total:	3:36.18	+3.90					
12	8	SUI-1	HAFNER Sabina SPAHLI Caroline	5.32	13	11.73	9	14.28	=7	9.17	13	8.02	16	5.66	=19	54.18	12	+0.99	141.5	87.9
				5.31	13	11.85	=14	14.49	19	9.27	19	8.15	19	5.63	16	54.70	18	+1.69	140.1	87.0
				5.30	=10	11.68	=6	14.22	=6	9.16	11	7.99	10	5.52	9	53.87	8	+1.02	142.6	88.6
				5.32	12	11.67	=6	14.22	10	9.17	15	8.06	17	5.65	=16	54.09	12	+0.92	140.9	87.5
													Total:	3:36.84	+4.56					
13	16	ITA-1	GILLARDUZZI Jessica CURIONE Laura	5.28	9	11.75	=10	14.42	=15	9.22	=16	7.98	=13	5.50	9	54.15	11	+0.96	143.4	89.1
				5.24	7	12.05	20	14.36	=14	9.15	13	8.00	=13	5.57	14	54.37	13	+1.36	142.3	88.4
				5.28	8	11.83	=14	14.38	=13	9.28	17	8.04	12	5.59	11	54.40	=12	+1.55	141.8	88.1
				5.27	=8	11.80	15	14.45	=16	9.16	14	7.92	6	5.51	6	54.11	13	+0.94	143.8	89.3
													Total:	3:37.03	+4.75					
14	18	BEL-1	WILLEMSSEN Elfje WILLEMARCK Eva	5.41	16	11.78	14	14.42	=15	9.19	=14	7.94	=8	5.53	10	54.27	14	+1.08	144.0	89.4
				5.38	16	11.87	17	14.36	=14	9.26	18	8.00	=13	5.53	12	54.40	14	+1.39	143.2	88.9
				5.46	17	11.88	17	14.56	20	9.20	=12	7.98	9	5.56	10	54.64	15	+1.79	142.4	88.5
				5.42	15	11.78	14	14.24	=11	9.12	12	8.05	16	5.56	12	54.17	14	+1.00	141.8	88.1
													Total:	3:37.48	+5.20					
15	17	ROU-1	RADENOVIC Carmen SAVIN Alina Vera	5.46	19	11.86	=17	14.38	13	9.16	=10	8.00	15	5.55	=12	54.41	17	+1.22	142.7	88.7
				5.48	18	11.88	18	14.38	=16	9.18	=15	7.99	12	5.55	13	54.46	15	+1.45	142.9	88.8
				5.52	20	11.92	19	14.41	16	9.24	16	8.10	=15	5.63	17	54.82	18	+1.97	141.2	87.7
				5.50	17	11.83	17	14.35	15	9.21	16	8.04	=13	5.65	=16	54.58	=16	+1.41	140.9	87.6
													Total:	3:38.27	+5.99					



PERFORMANCE ANALYSIS / ANALYSE DE LA PERFORMANCE

WED 24 FEB 2010 / MER 24 FEV 2010

Rk	Bib No	Team	Name	Start Time	Rk	S-1 Rk	1-2 Rk	2-3 Rk	3-4 Rk	4-F Rk	Finish Time	Rk	Time Behind	Speed (km/h)	(mph)					
16	20	JPN-1	HINO Manami	5.56	20	11.90	19	14.39	14	9.16=10	8.03	17	5.60	16	54.64	18	+1.45	141.4	87.9	
			ASAZU Konomi	5.55	20	11.86	16	14.27=11	9.17	14	8.11	17	5.82	20	54.78	19	+1.77	137.0	85.1	
				5.50	19	11.83=14	14.35	12	9.20=12	8.12	18	5.65	18	54.65	16	54.65	16	+1.80	140.1	87.0
				5.54	18	11.84	18	14.27	13	9.14	13	7.99	10	5.53	=8	54.31	15	+1.14	143.0	88.8
				Total: 3:38.38												+6.10				
17	19	IRL-1	HOEY Aoife	5.44	17	11.80	15	14.64	20	9.39	20	8.12	20	5.65	18	55.04	20	+1.85	140.9	87.5
			BERGIN Claire	5.43	17	11.78=11	14.40	18	9.23	17	8.06	15	5.59	15	54.49	16	+1.48	141.9	88.2	
				5.43	16	11.84	16	14.42	17	9.32	19	8.10=15	5.62=13	54.73	17	54.73	17	+1.88	141.5	87.9
				5.44	16	11.82	16	14.45=16	9.25	18	8.03=11	5.59	13	54.58	=16	54.58	=16	+1.41	142.4	88.5
				Total: 3:38.84												+6.56				
18	15	RUS-2	FEDOROVA Olga	5.20	=4	11.75=10	14.43	17	9.30	19	8.10=18	5.62	17	54.40	16	54.40	16	+1.21	141.5	87.9
			TIMOFEEVA Yulia	5.20	5	12.01	19	14.61	20	9.43	20	8.23	20	5.73	19	55.21	20	+2.20	139.1	86.4
				5.20	=4	11.72	10	14.51	19	9.29	18	8.07	14	5.61	12	54.40	=12	+1.55	142.1	88.3
				5.20	4	11.76	13	14.46	18	9.22	17	8.46	18	8.29	18	57.39	18	+4.22	120.9	75.1
				Total: 3:41.40												+9.12				
19	21	AUS-1	LOCH-WILKINSON Astrid	5.45	18	11.92	20	14.50	19	9.22=16	8.10=18	5.66=19	54.85	19	54.85	19	+1.66	140.8	87.5	
			McINTOSH Cecilia	5.51	19	11.85=14	14.38=16	9.14	12	8.13	18	5.65	17	54.66	17	54.66	17	+1.65	140.4	87.2
				5.47	18	11.91	18	14.50	18	9.33	20	8.21	19	5.74	19	55.16	19	+2.31	138.9	86.3
				Total: 2:44.67																
10	GBR-1	MINICHELLO Nicola	5.27	=7	11.71	6	14.29	=9	9.16=10	7.95	10	5.47	=5	53.85	9	53.85	9	+0.66	143.4	89.1
		COOKE Gillian	5.28	=10	11.68	8	14.22	9	9.18=15	7.93	10	5.44	7	53.73	11	53.73	11	+0.72	144.4	89.7
				5.29	9	11.77	12	14.39	15	9.21	15	8.23	20	6.98	20	55.87	20	+3.02	131.9	81.9
				Total: DNS																
				Total: DNS																
3	GER-2	MARTINI Cathleen														DSQ				
		LOGSCH Romy														DSQ				
				Total: DSQ																

NOTES

In the listing of team names, the pilot is always shown first.

LEGEND

= Equal sign indicates that two or more teams share the same rank

1-2 Segment: 1st to 2nd intermediate point

2-3 Segment: 2nd to 3rd intermediate point

3-4 Segment: 3rd to 4th intermediate point

4-F Segment: 4th intermediate point to finish

DNS Did not start

DSQ Disqualified

No Number

Rk Rank

S-1 Segment: Start to 1st intermediate point

GER-2 disqualified for incomplete team crossing the finish line.



RESULTS / RÉSULTATS

TUE 23 FEB 2010 / MAR 23 FEV 2010

Start Order	Bib No	Team	Pilot Name	Start Time	Rk	Int 1 Rk	Int 2 Rk	Int 3 Rk	Int 4 Rk	Finish Time	Rk	Time Behind	Speed (km/h)	Speed (mph)				
1	1	CRO-1	SOLA Ivan	5.72	23	17.54	23	31.81	23	40.94	23	48.88	23	54.47	23	+2.79	142.6	88.6
2	2	KOR-1	KANG Kwang-Bae															
3	3	LIE-1	KLINGLER Michael															
4	4	LAT-1	MININS Janis	5.09	14	16.62	=12	30.48	=7	39.33	7	46.97	7	52.20	7	+0.52	149.1	92.7
				5.02	=14	16.54	=12	30.45	=9	39.28	9	46.91	9	52.10	=6	+0.26	149.8	93.0
5	5	LAT-2	MASKALANS Edgars	5.07	12	16.57	=10	30.50	=9	39.42	13	47.14	14	52.43	14	+0.75	148.1	92.0
				5.00	11	16.54	=12	30.50	12	39.40	12	47.11	13	52.46	14	+0.62	146.8	91.2
6	6	RUS-1	ZUBKOV Aleksandr	4.99	7	16.44	=3	30.22	2	38.97	=2	46.53	2	51.73	3	+0.05	150.8	93.7
				4.93	2	16.43	3	30.35	=4	39.18	5	46.80	5	52.01	4	+0.17	149.8	93.1
7	7	RUS-2	ABRAMOVICH Dmitry	5.11	17	16.69	18	30.72	17	39.66	17	47.36	17	52.66	=16	+0.98	148.5	92.3
				5.01	=12	16.58	=14	30.72	18	39.78	20	47.60	21	52.95	20	+1.11	146.7	91.2
8	8	RUS-3	POPOV Evgeny	5.02	9	16.55	9	30.42	6	39.20	6	46.77	5	51.95	4	+0.27	150.9	93.7
				4.99	10	16.50	=9	30.40	7	39.25	=7	46.89	6	52.14	8	+0.30	149.5	92.9
9	9	USA-1	HOLCOMB Steven	4.96	2	16.43	2	30.23	3	38.97	=2	46.55	3	51.72	2	+0.04	150.6	93.6
				4.94	=3	16.44	=4	30.30	3	39.09	3	46.70	2	51.89	2	+0.05	150.2	93.3
10	10	USA-2	NAPIER John	4.97	=3	16.54	8	30.63	14	39.57	=15	47.31	15	52.61	15	+0.93	148.3	92.1
				4.95	6	16.48	=7	30.53	13	39.45	13	47.18	=14	52.49	15	+0.65	147.8	91.8
11	11	USA-3	KOHN Mike	5.06	11	16.67	14	30.81	=19	39.78	19	47.52	19	52.84	19	+1.16	148.1	92.0
				5.02	=14	16.58	=14	30.70	17	39.74	17	47.57	18	52.94	19	+1.10	146.4	91.0
12	12	AUS-1	ROLLESTON Jeremy															
13	13	CZE-1	DANILEVIC Ivo	5.12	=18	16.68	=15	30.58	13	39.40	=10	47.04	10	52.27	=10	+0.59	149.3	92.7
				5.06	=18	16.68	19	30.66	16	39.54	16	47.26	16	52.55	16	+0.71	147.9	91.9
14	14	CZE-2	VRBA Jan	5.32	22	16.98	22	31.09	22	40.20	22	48.05	22	53.49	22	+1.81	145.7	90.5
				5.14	23	16.79	23	30.98	23	40.04	23	47.87	22	53.30	22	+1.46	145.8	90.6
15	15	GER-1	LANGE Andre	4.93	1	16.31	1	30.12	1	38.90	1	46.49	1	51.68	1	0.00	150.3	93.4
				4.94	=3	16.36	2	30.22	2	39.05	1	46.65	1	51.84	1	0.00	150.1	93.2
16	16	GER-2	FLORSCHUETZ Thomas	4.97	=3	16.44	=3	30.32	4	39.14	4	46.76	4	51.96	5	+0.28	150.3	93.4
				4.98	=7	16.50	=9	30.45	=9	39.35	11	47.00	11	52.22	11	+0.38	149.5	92.9
17	17	GER-3	ANGERER Karl	5.00	8	16.51	7	30.50	=9	39.40	=10	47.07	=12	52.29	12	+0.61	149.6	92.9
				5.01	=12	16.53	11	30.45	=9	39.30	10	46.90	=7	52.10	=6	+0.26	150.4	93.5
18	18	POL-1	KUPCZYK Dawid	5.10	=15	16.68	=15	30.64	=15	39.57	=15	47.32	16	52.66	=16	+0.98	147.1	91.4
				5.10	20	16.69	20	30.74	19	39.75	=18	47.59	20	52.98	21	+1.14	145.7	90.5
19	19	AUT-1	STAMPFER Wolfgang	5.10	=15	16.68	=15	30.64	=15	39.48	14	47.05	11	52.21	8	+0.53	151.1	93.9
				5.06	=18	16.67	18	30.65	15	39.49	14	47.04	12	52.21	10	+0.37	151.3	94.0
20	20	ITA-1	BERTAZZO Simone	5.03	10	16.57	=10	30.50	=9	39.35	8	47.00	8	52.24	9	+0.56	149.6	92.9
				5.04	16	16.63	16	30.64	14	39.53	15	47.18	=14	52.43	13	+0.59	149.2	92.7
21	21	JPN-1	SUZUKI Hiroshi	5.13	20	16.74	=19	30.81	=19	39.89	21	47.83	21	53.27	21	+1.59	144.5	89.8
				5.13	=21	16.74	22	30.82	22	39.95	22	47.96	23	53.45	23	+1.61	143.0	88.9
22	22	GBR-1	JACKSON John	5.16	21	16.77	21	30.75	18	39.68	18	47.40	18	52.71	18	+1.03	147.6	91.7
				4.94	=3	16.44	=4	30.38	6	39.24	6	46.96	10	52.25	12	+0.41	147.7	91.8



RESULTS / RÉSULTATS

TUE 23 FEB 2010 / MAR 23 FEV 2010

Start Order	Bib No	Team	Pilot Name	Start Time	Rk	Int 1	Rk	Int 2	Rk	Int 3	Rk	Int 4	Rk	Finish Time	Rk	Time Behind	Speed (km/h)	Speed (mph)
23	23	SUI-1	RUEEGG Ivo	4.98	=5	16.49	6	30.48	=7	39.39	9	47.07	=12	52.33	13	+0.65	148.8	92.5
				4.87	1	16.30	1	30.19	1	39.07	2	46.77	=3	52.04	5	+0.20	148.1	92.0
24	24	CAN-1	RUSH Lyndon	4.98	=5	16.45	5	30.35	5	39.17	5	46.79	6	51.99	6	+0.31	149.7	93.0
				4.98	=7	16.46	6	30.35	=4	39.17	4	46.77	=3	51.99	3	+0.15	149.9	93.1
25	25	CAN-2	LUEDERS Pierre	5.08	13	16.62	=12	30.57	12	39.40	=10	47.03	9	52.27	=10	+0.59	149.3	92.7
				4.98	=7	16.48	=7	30.41	8	39.25	=7	46.90	=7	52.16	9	+0.32	148.6	92.3
26	26	ROU-1	ISTRATE Nicolae	5.12	=18	16.74	=19	30.86	21	39.86	20	47.64	20	52.97	20	+1.29	147.3	91.5
				5.05	17	16.66	17	30.81	21	39.81	21	47.58	19	52.90	18	+1.06	147.6	91.7
27	27	NED-1	van CALKER Edwin											DNS				
														DNS				
28	28	SVK-1	JAGNESAK Milan											DNS				
				5.13	=21	16.70	21	30.78	20	39.75	=18	47.46	17	52.76	17	+0.92	148.2	92.1
29	29	SRB-1	RADJENOVIC Vuk											DNS				
														DNS				

LEGEND

= Equal sign indicates that two or more teams share the same rank

DNS Did not start

Int Intermediate time

No Number

Rk Rank



PERFORMANCE ANALYSIS / ANALYSE DE LA PERFORMANCE

TUE 23 FEB 2010 / MAR 23 FEV 2010

Start Order	Bib No	Team	Pilot Name	Start Time	Rk	S-1 Rk	1-2 Rk	2-3 Rk	3-4 Rk	4-F Rk	Finish Time	Rk	Time Behind	Speed (km/h)	Speed (mph)					
1	1	CRO-1	SOLA Ivan	5.72	23	11.82	23	14.27	23	9.13	23	7.94	=22	5.59	23	54.47	23	+2.79	142.6	88.6
2	2	KOR-1	KANG Kwang-Bae																	
3	3	LIE-1	KLINGLER Michael																	
4	4	LAT-1	MININS Janis	5.09	14	11.53	=9	13.86	4	8.85	=10	7.64	=9	5.23	=9	52.20	7	+0.52	149.1	92.7
				5.02	=14	11.52	=9	13.91	6	8.83	=3	7.63	7	5.19	=2	52.10	=6	+0.26	149.8	93.0
5	5	LAT-2	MASKALANS Edgars	5.07	12	11.50	6	13.93	=9	8.92	14	7.72	=15	5.29	14	52.43	14	+0.75	148.1	92.0
				5.00	11	11.54	13	13.96	12	8.90	=14	7.71	=13	5.35	=18	52.46	14	+0.62	146.8	91.2
6	6	RUS-1	ZUBKOV Aleksandr	4.99	7	11.45	2	13.78	1	8.75	2	7.56	1	5.20	=5	51.73	3	+0.05	150.8	93.7
				4.93	2	11.50	=4	13.92	=7	8.83	=3	7.62	6	5.21	6	52.01	4	+0.17	149.8	93.1
7	7	RUS-2	ABRAMOVICH Dmitry	5.11	17	11.58	=15	14.03	17	8.94	=17	7.70	14	5.30	=15	52.66	=16	+0.98	148.5	92.3
				5.01	=12	11.57	=15	14.14	21	9.06	=21	7.82	19	5.35	=18	52.95	20	+1.11	146.7	91.2
8	8	RUS-3	POPOV Evgeny	5.02	9	11.53	=9	13.87	5	8.78	=3	7.57	=2	5.18	3	51.95	4	+0.27	150.9	93.7
				4.99	10	11.51	8	13.90	5	8.85	=8	7.64	8	5.25	=9	52.14	8	+0.30	149.5	92.9
9	9	USA-1	HOLCOMB Steven	4.96	2	11.47	=3	13.80	2	8.74	1	7.58	4	5.17	2	51.72	2	+0.04	150.6	93.6
				4.94	=3	11.50	=4	13.86	=1	8.79	1	7.61	5	5.19	=2	51.89	2	+0.05	150.2	93.3
10	10	USA-2	NAPIER John	4.97	=3	11.57	14	14.09	19	8.94	=17	7.74	=17	5.30	=15	52.61	15	+0.93	148.3	92.1
				4.95	6	11.53	12	14.05	=16	8.92	16	7.73	17	5.31	16	52.49	15	+0.65	147.8	91.8
11	11	USA-3	KOHN Mike	5.06	11	11.61	=18	14.14	22	8.97	19	7.74	=17	5.32	18	52.84	19	+1.16	148.1	92.0
				5.02	=14	11.56	14	14.12	20	9.04	20	7.83	=20	5.37	20	52.94	19	+1.10	146.4	91.0
12	12	AUS-1	ROLLESTON Jeremy																	
13	13	CZE-1	DANILEVIC Ivo	5.12	=18	11.56	13	13.90	=7	8.82	=5	7.64	=9	5.23	=9	52.27	=10	+0.59	149.3	92.7
				5.06	=18	11.62	22	13.98	=13	8.88	=11	7.72	=15	5.29	=13	52.55	16	+0.71	147.9	91.9
14	14	CZE-2	VRBA Jan	5.32	22	11.66	22	14.11	20	9.11	22	7.85	21	5.44	=21	53.49	22	+1.81	145.7	90.5
				5.14	23	11.65	23	14.19	23	9.06	=21	7.83	=20	5.43	22	53.30	22	+1.46	145.8	90.6
15	15	GER-1	LANGE Andre	4.93	1	11.38	1	13.81	3	8.78	=3	7.59	5	5.19	4	51.68	1	0.00	150.3	93.4
				4.94	=3	11.42	1	13.86	=1	8.83	=3	7.60	=2	5.19	=2	51.84	1	0.00	150.1	93.2
16	16	GER-2	FLORSCHUETZ Thomas	4.97	=3	11.47	=3	13.88	6	8.82	=5	7.62	=6	5.20	=5	51.96	5	+0.28	150.3	93.4
				4.98	=7	11.52	=9	13.95	11	8.90	=14	7.65	=9	5.22	=7	52.22	11	+0.38	149.5	92.9
17	17	GER-3	ANGERER Karl	5.00	8	11.51	=7	13.99	=15	8.90	12	7.67	12	5.22	8	52.29	12	+0.61	149.6	92.9
				5.01	=12	11.52	=9	13.92	=7	8.85	=8	7.60	=2	5.20	5	52.10	=6	+0.26	150.4	93.5
18	18	POL-1	KUPCZYK Dawid	5.10	=15	11.58	=15	13.96	=12	8.93	=15	7.75	19	5.34	20	52.66	=16	+0.98	147.1	91.4
				5.10	20	11.59	=17	14.05	=16	9.01	19	7.84	22	5.39	21	52.98	21	+1.14	145.7	90.5
19	19	AUT-1	STAMPFER Wolfgang	5.10	=15	11.58	=15	13.96	=12	8.84	9	7.57	=2	5.16	1	52.21	8	+0.53	151.1	93.9
				5.06	=18	11.61	=19	13.98	=13	8.84	=6	7.55	1	5.17	1	52.21	10	+0.37	151.3	94.0
20	20	ITA-1	BERTAZZO Simone	5.03	10	11.54	=11	13.93	=9	8.85	=10	7.65	11	5.24	=11	52.24	9	+0.56	149.6	92.9
				5.04	16	11.59	=17	14.01	15	8.89	13	7.65	=9	5.25	=9	52.43	13	+0.59	149.2	92.7
21	21	JPN-1	SUZUKI Hiroshi	5.13	20	11.61	=18	14.07	18	9.08	21	7.94	=22	5.44	=21	53.27	21	+1.59	144.5	89.8
				5.13	=21	11.61	=19	14.08	=18	9.13	23	8.01	23	5.49	23	53.45	23	+1.61	143.0	88.9
22	22	GBR-1	JACKSON John	5.16	21	11.61	=18	13.98	14	8.93	=15	7.72	=15	5.31	17	52.71	18	+1.03	147.6	91.7
				4.94	=3	11.50	=4	13.94	10	8.86	10	7.72	=15	5.29	=13	52.25	12	+0.41	147.7	91.8



PERFORMANCE ANALYSIS / ANALYSE DE LA PERFORMANCE

TUE 23 FEB 2010 / MAR 23 FEV 2010

Start Order	Bib No	Team	Pilot Name	Start Time	Rk	S-1 Rk	1-2 Rk	2-3 Rk	3-4 Rk	4-F Rk	Finish Time	Rk	Time Behind	Speed (km/h)	Speed (mph)					
23	23	SUI-1	RUEEGG Ivo	4.98	=5	11.51	=7	13.99	=15	8.91	13	7.68	13	5.26	13	52.33	13	+0.65	148.8	92.5
				4.87	1	11.43	2	13.89	=3	8.88	=11	7.70	12	5.27	12	52.04	5	+0.20	148.1	92.0
24	24	CAN-1	RUSH Lyndon	4.98	=5	11.47	=3	13.90	=7	8.82	=5	7.62	=6	5.20	=5	51.99	6	+0.31	149.7	93.0
				4.98	=7	11.48	3	13.89	=3	8.82	2	7.60	=2	5.22	=7	51.99	3	+0.15	149.9	93.1
25	25	CAN-2	LUEDERS Pierre	5.08	13	11.54	=11	13.95	11	8.83	8	7.63	8	5.24	=11	52.27	=10	+0.59	149.3	92.7
				4.98	=7	11.50	=4	13.93	9	8.84	=6	7.65	=9	5.26	11	52.16	9	+0.32	148.6	92.3
26	26	ROU-1	ISTRATE Nicolae	5.12	=18	11.62	21	14.12	21	9.00	20	7.78	20	5.33	19	52.97	20	+1.29	147.3	91.5
				5.05	17	11.61	=19	14.15	22	9.00	18	7.77	18	5.32	17	52.90	18	+1.06	147.6	91.7
27	27	NED-1	van CALKER Edwin													DNS				
																DNS				
28	28	SVK-1	JAGNESAK Milan													DNS				
				5.13	=21	11.57	=15	14.08	=18	8.97	17	7.71	=13	5.30	15	52.76	17	+0.92	148.2	92.1
29	29	SRB-1	RADJENOVIC Vuk													DNS				
																DNS				

LEGEND

= Equal sign indicates that two or more teams share the same rank

1-2 Segment: 1st to 2nd intermediate point

2-3 Segment: 2nd to 3rd intermediate point

3-4 Segment: 3rd to 4th intermediate point

4-F Segment: 4th intermediate point to finish

DNS Did not start

No Number

Rk Rank

S-1 Segment: Start to 1st intermediate point



RESULTS / RÉSULTATS

WED 24 FEB 2010 / MER 24 FEV 2010

Start Order	Bib No	Team	Pilot Name	Start Time	Rk	Int 1 Rk	Int 2 Rk	Int 3 Rk	Int 4 Rk	Finish Time	Rk	Time Behind	Speed (km/h)	(mph)				
1	29	SRB-1	RADJENOVIC Vuk	5.69	26	17.54	25	31.58	25	40.54	25	48.28	25	53.64	25	+2.12	146.8	91.2
				5.36	25	17.22	25	31.39	25	40.42	25	48.20	25	53.60	24	+1.87	146.1	90.8
2	28	SVK-1	JAGNESAK Milan	5.13	24	16.73	22	30.71	21	39.62	20	47.32	20	52.61	20	+1.09	148.5	92.2
				5.14	23	16.89	=23	31.08	=23	40.12	23	47.87	23	53.24	22	+1.51	147.2	91.4
3	27	NED-1	van CALKER Edwin											DNS				
														DNS				
4	26	ROU-1	ISTRATE Nicolae	5.02	=18	16.59	18	30.50	17	39.34	=16	47.05	16	52.36	17	+0.84	147.6	91.7
				5.05	=18	16.72	20	30.84	21	39.84	21	47.58	21	52.90	=19	+1.17	147.7	91.8
5	24	CAN-1	RUSH Lyndon	4.81	1	16.19	1	30.00	1	38.76	1	46.35	1	51.52	1	0.00	150.7	93.6
				4.88	1	16.42	3	30.37	4	39.25	=4	46.94	=8	52.22	=8	+0.49	148.5	92.2
6	25	CAN-2	LUEDERS Pierre	4.90	=6	16.36	5	30.20	5	39.03	5	46.66	5	51.89	6	+0.37	149.5	92.8
				5.00	15	16.60	=14	30.53	14	39.39	=13	47.03	14	52.27	13	+0.54	149.1	92.7
7	23	SUI-1	RUEEGG Ivo	4.88	4	16.29	2	30.13	2	38.94	3	46.57	4	51.82	4	+0.30	149.5	92.8
				4.92	=4	16.50	=9	30.44	=9	39.30	9	46.98	13	52.25	12	+0.52	148.3	92.1
8	22	GBR-1	JACKSON John	4.91	=8	16.45	=10	30.42	12	39.34	=16	47.06	17	52.35	16	+0.83	148.0	91.9
				4.96	=9	16.53	11	30.49	=11	39.40	15	47.16	16	52.49	=15	+0.76	146.8	91.2
9	21	JPN-1	SUZUKI Hiroshi	5.06	22	16.65	21	30.67	20	39.65	21	47.45	21	52.83	22	+1.31	145.5	90.4
				5.10	=21	16.75	21	30.81	20	39.80	20	47.56	20	52.90	=19	+1.17	146.9	91.2
10	20	ITA-1	BERTAZZO Simone	4.99	16	16.53	14	30.48	16	39.32	15	46.94	14	52.15	14	+0.63	150.0	93.2
				5.05	=18	16.70	19	30.68	19	39.56	18	47.23	18	52.49	=15	+0.76	149.1	92.7
11	19	AUT-1	STAMPFER Wolfgang	5.02	=18	16.55	=16	30.44	=13	39.23	=11	46.77	=8	51.92	=8	+0.40	151.8	94.3
				5.05	=18	16.67	18	30.60	16	39.39	=13	46.94	=8	52.09	4	+0.36	151.3	94.0
12	18	POL-1	KUPCZYK Dawid	4.91	=8	16.38	=7	30.24	6	39.11	7	46.83	=11	52.13	13	+0.61	147.6	91.7
				4.99	=13	16.61	16	30.59	15	39.49	=16	47.20	17	52.49	=15	+0.76	147.8	91.8
13	15	GER-1	LANGE Andre	4.89	5	16.34	3	30.17	3	38.95	4	46.53	3	51.73	3	+0.21	150.4	93.5
				4.96	=9	16.50	=9	30.42	8	39.28	8	46.89	4	52.08	3	+0.35	150.0	93.2
14	16	GER-2	FLORSCHUETZ Thomas	4.91	=8	16.44	9	30.37	10	39.23	=11	46.83	=11	52.05	=10	+0.53	150.2	93.3
				4.98	12	16.55	12	30.49	=11	39.32	=11	46.93	7	52.17	7	+0.44	150.2	93.3
15	17	GER-3	ANGERER Karl	4.93	=11	16.45	=10	30.35	9	39.14	9	46.72	7	51.90	7	+0.38	150.8	93.7
				4.96	=9	16.47	6	30.39	5	39.25	=4	46.91	5	52.16	6	+0.43	149.2	92.7
16	13	CZE-1	DANILEVIC Ivo	5.03	21	16.62	=19	30.55	19	39.43	18	47.17	19	52.47	19	+0.95	147.8	91.8
				5.01	=16	16.62	17	30.62	=17	39.49	=16	47.15	15	52.40	14	+0.67	149.1	92.6
17	14	CZE-2	VRBA Jan	5.10	23	16.74	23	30.81	23	39.77	23	47.57	23	52.95	23	+1.43	146.5	91.0
				5.10	=21	16.81	22	31.08	=23	40.19	24	48.03	24	53.43	23	+1.70	145.9	90.6
18	12	AUS-1	ROLLESTON Jeremy											DNS				
														DNS				
19	9	USA-1	HOLCOMB Steven	4.90	=6	16.38	=7	30.27	7	39.08	6	46.68	6	51.88	5	+0.36	150.0	93.2
				4.91	3	16.39	=1	30.27	2	39.04	1	46.58	1	51.73	1	0.00	151.5	94.1
20	10	USA-2	NAPIER John	4.87	3	16.37	6	30.32	8	39.13	8	46.80	10	52.05	=10	+0.53	149.3	92.8
				4.92	=4	16.44	=4	30.40	6	39.25	=4	46.96	12	52.23	=10	+0.50	148.3	92.1
21	11	USA-3	KOHN Mike	5.00	17	16.62	=19	30.75	22	39.74	22	47.47	22	52.79	21	+1.27	148.1	92.0
				5.01	=16	16.60	=14	30.62	=17	39.59	19	47.32	19	52.62	18	+0.89	147.8	91.8
22	6	RUS-1	ZUBKOV Aleksandr	4.86	2	16.35	4	30.18	4	38.92	2	46.46	2	51.62	2	+0.10	151.5	94.1
				4.89	2	16.39	=1	30.25	1	39.06	=2	46.65	2	51.84	2	+0.11	150.6	93.5



RESULTS / RÉSULTATS

WED 24 FEB 2010 / MER 24 FEV 2010

Start Order	Bib No	Team	Pilot Name	Start Time	Rk	Int 1	Rk	Int 2	Rk	Int 3	Rk	Int 4	Rk	Finish Time	Rk	Time Behind	Speed (km/h)	Speed (mph)
23	7	RUS-2	ABRAMOVICH Dmitry	4.93	=11	16.49	12	30.44	=13	39.31	14	46.98	15	52.24	15	+0.72	149.3	92.8
				4.94	7	16.48	7	30.41	7	39.26	7	46.88	3	52.10	5	+0.37	150.1	93.3
24	8	RUS-3	POPOV Evgeny	4.97	=13	16.54	15	30.46	15	39.29	13	46.88	13	52.09	12	+0.57	150.3	93.3
				4.99	=13	16.56	13	30.50	13	39.32	=11	46.94	=8	52.23	=10	+0.50	148.3	92.1
25	4	LAT-1	MININS Janis	4.97	=13	16.50	13	30.41	11	39.21	10	46.77	=8	51.92	=8	+0.40	151.0	93.8
				4.93	6	16.44	=4	30.29	3	39.06	=2	46.92	6	54.05	25	+2.32	130.6	81.1
26	5	LAT-2	MASKALANS Edgars	4.97	=13	16.55	=16	30.54	18	39.47	19	47.16	18	52.43	18	+0.91	148.5	92.3
				4.95	8	16.49	8	30.44	=9	39.31	10	46.94	=8	52.22	=8	+0.49	148.9	92.5
27	3	LIE-1	KLINGLER Michael											DNS				
														DNS				
28	2	KOR-1	KANG Kwang-Bae	5.22	25	16.99	24	31.13	24	40.12	24	47.89	24	53.27	24	+1.75	147.2	91.5
				5.17	24	16.89	=23	30.99	22	39.98	22	47.70	22	53.06	21	+1.33	148.0	91.9
29	1	CRO-1	SOLA Ivan	5.02	=18	17.58	26	31.90	26	41.05	26	48.93	26	54.44	26	+2.92	144.9	90.0
														DNS				

LEGEND

= Equal sign indicates that two or more teams share the same rank

DNS Did not start

Int Intermediate time

No Number

Rk Rank



PERFORMANCE ANALYSIS / ANALYSE DE LA PERFORMANCE

WED 24 FEB 2010 / MER 24 FEV 2010

Start Order	Bib No	Team	Pilot Name	Start Time	Rk	S-1 Rk	1-2 Rk	2-3 Rk	3-4 Rk	4-F Rk	Finish Time	Rk	Time Behind	Speed (km/h)	Speed (mph)					
1	29	SRB-1	RADJENOVIC Vuk	5.69	26	11.85	25	14.04	22	8.96 =21	7.74 =21	5.36	22	53.64	25	+2.12	146.8	91.2		
				5.36	25	11.86	25	14.17	23	9.03	23	7.78	23	5.40 =23	53.60	24	+1.87	146.1	90.8	
2	28	SVK-1	JAGNESAK Milan	5.13	24	11.60	21	13.98	19	8.91	18	7.70	16	5.29 =16	52.61	20	+1.09	148.5	92.2	
				5.14	23	11.75	24	14.19	24	9.04	24	7.75	20	5.37	53.24	22	+1.51	147.2	91.4	
3	27	NED-1	van CALKER Edwin											DNS						
														DNS						
4	26	ROU-1	ISTRATE Nicolae	5.02	=18	11.57	=16	13.91	=10	8.84	=12	7.71	17	5.31	20	52.36	17	+0.84	147.6	91.7
				5.05	=18	11.67	21	14.12	22	9.00	22	7.74	19	5.32	18	52.90	=19	+1.17	147.7	91.8
5	24	CAN-1	RUSH Lyndon	4.81	1	11.38	1	13.81	1	8.76	2	7.59	=6	5.17	4	51.52	1	0.00	150.7	93.6
				4.88	1	11.54	=6	13.95	=12	8.88	=15	7.69	14	5.28	=13	52.22	=8	+0.49	148.5	92.2
6	25	CAN-2	LUEDERS Pierre	4.90	=6	11.46	4	13.84	=4	8.83	=10	7.63	=11	5.23	11	51.89	6	+0.37	149.5	92.8
				5.00	15	11.60	15	13.93	=6	8.86	=9	7.64	9	5.24	=6	52.27	13	+0.54	149.1	92.7
7	23	SUI-1	RUEEGG Ivo	4.88	4	11.41	2	13.84	=4	8.81	=7	7.63	=11	5.25	=12	51.82	4	+0.30	149.5	92.8
				4.92	=4	11.58	13	13.94	=9	8.86	=9	7.68	13	5.27	=11	52.25	12	+0.52	148.3	92.1
8	22	GBR-1	JACKSON John	4.91	=8	11.54	=13	13.97	18	8.92	19	7.72	=18	5.29	=16	52.35	16	+0.83	148.0	91.9
				4.96	=9	11.57	=10	13.96	=14	8.91	18	7.76	=21	5.33	19	52.49	=15	+0.76	146.8	91.2
9	21	JPN-1	SUZUKI Hiroshi	5.06	22	11.59	=19	14.02	21	8.98	23	7.80	=24	5.38	=23	52.83	22	+1.31	145.5	90.4
				5.10	=21	11.65	=19	14.06	20	8.99	=20	7.76	=21	5.34	20	52.90	=19	+1.17	146.9	91.2
10	20	ITA-1	BERTAZZO Simone	4.99	16	11.54	=13	13.95	=15	8.84	=12	7.62	10	5.21	=8	52.15	14	+0.63	150.0	93.2
				5.05	=18	11.65	=19	13.98	=16	8.88	=15	7.67	12	5.26	10	52.49	=15	+0.76	149.1	92.7
11	19	AUT-1	STAMPFER Wolfgang	5.02	=18	11.53	=10	13.89	=7	8.79	=4	7.54	=1	5.15	=1	51.92	=8	+0.40	151.8	94.3
				5.05	=18	11.62	=17	13.93	=6	8.79	3	7.55	2	5.15	=1	52.09	4	+0.36	151.3	94.0
12	18	POL-1	KUPCZYK Dawid	4.91	=8	11.47	5	13.86	6	8.87	=15	7.72	=18	5.30	=18	52.13	13	+0.61	147.6	91.7
				4.99	=13	11.62	=17	13.98	=16	8.90	17	7.71	=15	5.29	=15	52.49	=15	+0.76	147.8	91.8
13	15	GER-1	LANGE Andre	4.89	5	11.45	3	13.83	=2	8.78	3	7.58	=4	5.20	=6	51.73	3	+0.21	150.4	93.5
				4.96	=9	11.54	=6	13.92	=4	8.86	=9	7.61	=4	5.19	=3	52.08	3	+0.35	150.0	93.2
14	16	GER-2	FLORSCHUETZ Thomas	4.91	=8	11.53	=10	13.93	=13	8.86	14	7.60	=8	5.22	10	52.05	=10	+0.53	150.2	93.3
				4.98	12	11.57	=10	13.94	=9	8.83	6	7.61	=4	5.24	=6	52.17	7	+0.44	150.2	93.3
15	17	GER-3	ANGERER Karl	4.93	=11	11.52	9	13.90	9	8.79	=4	7.58	=4	5.18	5	51.90	7	+0.38	150.8	93.7
				4.96	=9	11.51	=3	13.92	=4	8.86	=9	7.66	=10	5.25	=8	52.16	6	+0.43	149.2	92.7
16	13	CZE-1	DANILEVIC Ivo	5.03	21	11.59	=19	13.93	=13	8.88	17	7.74	=21	5.30	=18	52.47	19	+0.95	147.8	91.8
				5.01	=16	11.61	16	14.00	18	8.87	=13	7.66	=10	5.25	=8	52.40	14	+0.67	149.1	92.6
17	14	CZE-2	VRBA Jan	5.10	23	11.64	23	14.07	23	8.96	=21	7.80	=24	5.38	=23	52.95	23	+1.43	146.5	91.0
				5.10	=21	11.71	22	14.27	25	9.11	25	7.84	24	5.40	=23	53.43	23	+1.70	145.9	90.6
18	12	AUS-1	ROLLESTON Jeremy											DNS						
														DNS						
19	9	USA-1	HOLCOMB Steven	4.90	=6	11.48	6	13.89	=7	8.81	=7	7.60	=8	5.20	=6	51.88	5	+0.36	150.0	93.2
				4.91	3	11.48	1	13.88	3	8.77	=1	7.54	1	5.15	=1	51.73	1	0.00	151.5	94.1
20	10	USA-2	NAPIER John	4.87	3	11.50	8	13.95	=15	8.81	=7	7.67	=13	5.25	=12	52.05	=10	+0.53	149.3	92.8
				4.92	=4	11.52	5	13.96	=14	8.85	=7	7.71	=15	5.27	=11	52.23	=10	+0.50	148.3	92.1
21	11	USA-3	KOHN Mike	5.00	17	11.62	22	14.13	24	8.99	=24	7.73	20	5.32	21	52.79	21	+1.27	148.1	92.0
				5.01	=16	11.59	14	14.02	19	8.97	19	7.73	18	5.30	17	52.62	18	+0.89	147.8	91.8
22	6	RUS-1	ZUBKOV Aleksandr	4.86	2	11.49	7	13.83	=2	8.74	1	7.54	=1	5.16	3	51.62	2	+0.10	151.5	94.1
				4.89	2	11.50	2	13.86	2	8.81	4	7.59	3	5.19	=3	51.84	2	+0.11	150.6	93.5



PERFORMANCE ANALYSIS / ANALYSE DE LA PERFORMANCE

WED 24 FEB 2010 / MER 24 FEV 2010

Start Order	Bib No	Team	Pilot Name	Start Time	Rk	S-1 Rk	1-2 Rk	2-3 Rk	3-4 Rk	4-F Rk	Finish Time	Rk	Time Behind	Speed (km/h)	Speed (mph)					
23	7	RUS-2	ABRAMOVICH Dmitry	4.93	=11	11.56	15	13.95	=15	8.87	=15	7.67	=13	5.26	14	52.24	15	+0.72	149.3	92.8
				4.94	7	11.54	=6	13.93	=6	8.85	=7	7.62	=6	5.22	5	52.10	5	+0.37	150.1	93.3
24	8	RUS-3	POPOV Evgeny	4.97	=13	11.57	=16	13.92	12	8.83	=10	7.59	=6	5.21	=8	52.09	12	+0.57	150.3	93.3
				4.99	=13	11.57	=10	13.94	=9	8.82	5	7.62	=6	5.29	=15	52.23	=10	+0.50	148.3	92.1
25	4	LAT-1	MININS Janis	4.97	=13	11.53	=10	13.91	=10	8.80	6	7.56	3	5.15	=1	51.92	=8	+0.40	151.0	93.8
				4.93	6	11.51	=3	13.85	1	8.77	=1	7.86	25	7.13	25	54.05	25	+2.32	130.6	81.1
26	5	LAT-2	MASKALANS Edgars	4.97	=13	11.58	18	13.99	20	8.93	20	7.69	15	5.27	15	52.43	18	+0.91	148.5	92.3
				4.95	8	11.54	=6	13.95	=12	8.87	=13	7.63	8	5.28	=13	52.22	=8	+0.49	148.9	92.5
27	3	LIE-1	KLINGLER Michael													DNS				
																DNS				
28	2	KOR-1	KANG Kwang-Bae	5.22	25	11.77	24	14.14	25	8.99	=24	7.77	23	5.38	=23	53.27	24	+1.75	147.2	91.5
				5.17	24	11.72	23	14.10	21	8.99	=20	7.72	17	5.36	21	53.06	21	+1.33	148.0	91.9
29	1	CRO-1	SOLA Ivan	5.02	=18	12.56	26	14.32	26	9.15	26	7.88	26	5.51	26	54.44	26	+2.92	144.9	90.0
																DNS				

LEGEND

= Equal sign indicates that two or more teams share the same rank

1-2 Segment: 1st to 2nd intermediate point

2-3 Segment: 2nd to 3rd intermediate point

3-4 Segment: 3rd to 4th intermediate point

4-F Segment: 4th intermediate point to finish

DNS Did not start

No Number

Rk Rank

S-1 Segment: Start to 1st intermediate point



RESULTS / RÉSULTATS

THU 25 FEB 2010 / JEU 25 FEV 2010

Start Order	Bib No	Team	Pilot Name	Start Time	Rk	Int 1 Rk	Int 2 Rk	Int 3 Rk	Int 4 Rk	Finish Time	Rk	Time Behind	Speed (km/h)	Speed (mph)				
1	27	NED-1	van CALKER Edwin							DNS								
2	4	LAT-1	MININS Janis							DNS								
3	5	LAT-2	MASKALANS Edgars							DNS								
4	6	RUS-1	ZUBKOV Aleksandr	4.90	=4	16.38	4	30.10	=2	38.78	2	46.25	1	51.36	1	0.00	152.9	95.0
5	7	RUS-2	ABRAMOVICH Dmitry							DNS								
6	8	RUS-3	POPOV Evgeny	4.97	8	16.45	8	30.23	=5	38.98	=4	46.57	4	51.77	4	+0.41	150.1	93.2
				4.95	5	16.46	5	30.28	5	39.03	4	46.64	3	51.88	=3	+0.32	149.5	92.9
7	1	CRO-1	SOLA Ivan	5.24	19	16.92	18	30.98	=18	39.92	19	47.70	19	53.10	19	+1.74	146.9	91.3
				5.13	9	16.80	10	31.07	10	40.13	10	47.98	10	53.41	10	+1.85	145.2	90.2
8	3	LIE-1	KLINGLER Michael							DNS								
9	9	USA-1	HOLCOMB Steven							DNS								
10	10	USA-2	NAPIER John	5.01	11	16.54	10	30.43	10	39.24	9	46.84	9	52.03	9	+0.67	150.2	93.3
										DNS								
11	11	USA-3	KOHN Mike	5.00	10	16.59	11	30.58	11	39.42	11	47.03	11	52.23	10	+0.87	150.1	93.3
										DNS								
12	19	AUT-1	STAMPFER Wolfgang							DNS								
										DNS								
13	21	JPN-1	SUZUKI Hiroshi	5.06	=14	16.67	=14	30.72	15	39.62	15	47.36	15	52.67	15	+1.31	147.5	91.6
				5.04	7	16.59	7	30.58	7	39.55	8	47.31	8	52.64	8	+1.08	146.9	91.3
14	2	KOR-1	KANG Kwang-Bae	5.20	18	16.93	19	30.98	=18	39.83	17	47.54	17	52.91	17	+1.55	147.1	91.4
				5.15	10	16.77	9	30.81	9	39.69	9	47.41	9	52.74	9	+1.18	148.2	92.1
15	28	SVK-1	JAGNESAK Milan	5.06	=14	16.67	=14	30.63	13	39.46	12	47.08	12	52.32	11	+0.96	149.6	92.9
										DNS								
16	26	ROU-1	ISTRATE Nicolae	5.04	=12	16.64	12	30.60	12	39.49	13	47.15	13	52.40	13	+1.04	149.1	92.7
										DNS								
17	18	POL-1	KUPCZYK Dawid	4.98	9	16.50	9	30.41	9	39.30	10	47.01	10	52.34	12	+0.98	146.6	91.1
										DNS								
18	29	SRB-1	RADJENOVIC Vuk	5.12	17	16.74	17	30.88	17	39.89	18	47.61	18	52.93	18	+1.57	147.3	91.5
										DNS								
19	24	CAN-1	RUSH Lyndon							DNS								
										DNS								
20	25	CAN-2	LUEDERS Pierre	4.86	=2	16.30	3	30.17	4	38.98	=4	46.60	5	51.83	6	+0.47	149.5	92.8
										DNS								
21	22	GBR-1	JACKSON John	5.08	16	16.67	=14	30.75	16	39.70	16	47.47	16	52.77	16	+1.41	147.2	91.4
				5.01	6	16.54	6	30.49	6	39.40	6	47.11	6	52.37	6	+0.81	148.1	92.0
22	13	CZE-1	DANILEVIC Ivo							DNS								
										DNS								



RESULTS / RÉSULTATS

THU 25 FEB 2010 / JEU 25 FEV 2010

Start Order	Bib No	Team	Pilot Name	Start Time	Rk	Int 1	Rk	Int 2	Rk	Int 3	Rk	Int 4	Rk	Finish Time	Rk	Time Behind	Speed (km/h)	Speed (mph)
23	14	CZE-2	VRBA Jan	5.04	=12	16.66	13	30.69	14	39.58	14	47.33	14	52.64	14	+1.28	147.5	91.6
				5.07	8	16.62	8	30.64	8	39.54	7	47.26	7	52.57	7	+1.01	147.6	91.7
24	23	SUI-1	RUEEGG Ivo	4.85	1	16.26	2	30.10	=2	38.88	3	46.46	3	51.62	3	+0.26	150.8	93.7
				4.89	=2	16.30	2	30.15	2	38.98	2	46.58	2	51.77	2	+0.21	149.8	93.0
25	15	GER-1	LANGE Andre	4.86	=2	16.25	1	30.02	1	38.77	1	46.37	2	51.56	2	+0.20	150.2	93.3
				4.87	1	16.28	1	30.08	1	38.83	1	46.39	1	51.56	1	0.00	150.7	93.6
26	16	GER-2	FLORSCHUETZ Thomas	4.90	=4	16.42	6	30.35	8	39.17	8	46.75	7	51.93	7	+0.57	151.0	93.8
				4.89	=2	16.35	3	30.23	3	39.07	5	46.68	4	51.88	=3	+0.32	150.1	93.3
27	17	GER-3	ANGERER Karl	4.91	6	16.40	5	30.31	7	39.15	7	46.82	8	52.00	8	+0.64	149.8	93.0
				4.93	4	16.39	4	30.24	4	39.00	3	46.70	5	51.97	5	+0.41	148.1	92.0
28	12	AUS-1	ROLLESTON Jeremy											DNS				
														DNS				
29	20	ITA-1	BERTAZZO Simone	4.96	7	16.43	7	30.23	=5	39.01	6	46.62	6	51.82	5	+0.46	150.1	93.3
														DNS				

LEGEND

= Equal sign indicates that two or more teams share the same rank

DNS Did not start

Int Intermediate time

No Number

Rk Rank



PERFORMANCE ANALYSIS / ANALYSE DE LA PERFORMANCE

THU 25 FEB 2010 / JEU 25 FEV 2010

Start Order	Bib No	Team	Pilot Name	Start Time	Rk	S-1 Rk	1-2 Rk	2-3 Rk	3-4 Rk	4-F Rk	Finish Time	Rk	Time Behind	Speed (km/h)	Speed (mph)					
1	27	NED-1	van CALKER Edwin								DNS									
2	4	LAT-1	MININS Janis								DNS									
3	5	LAT-2	MASKALANS Edgars								DNS									
4	6	RUS-1	ZUBKOV Aleksandr	4.90	=4	11.48	=5	13.72	1	8.68	1	7.47	1	5.11	1	51.36	1	0.00	152.9	95.0
5	7	RUS-2	ABRAMOVICH Dmitry								DNS									
6	8	RUS-3	POPOV Evgeny	4.97	8	11.48	=5	13.78	3	8.75	=2	7.59	4	5.20	=7	51.77	4	+0.41	150.1	93.2
				4.95	5	11.51	5	13.82	2	8.75	=1	7.61	=3	5.24	4	51.88	=3	+0.32	149.5	92.9
7	1	CRO-1	SOLA Ivan	5.24	19	11.68	18	14.06	17	8.94	17	7.78	19	5.40	19	53.10	19	+1.74	146.9	91.3
				5.13	9	11.67	10	14.27	10	9.06	10	7.85	10	5.43	10	53.41	10	+1.85	145.2	90.2
8	3	LIE-1	KLINGLER Michael								DNS									
9	9	USA-1	HOLCOMB Steven								DNS									
10	10	USA-2	NAPIER John	5.01	11	11.53	10	13.89	7	8.81	=6	7.60	=5	5.19	=5	52.03	9	+0.67	150.2	93.3
11	11	USA-3	KOHN Mike	5.00	10	11.59	=11	13.99	13	8.84	=10	7.61	=7	5.20	=7	52.23	10	+0.87	150.1	93.3
12	19	AUT-1	STAMPFER Wolfgang								DNS									
13	21	JPN-1	SUZUKI Hiroshi	5.06	=14	11.61	=14	14.05	=15	8.90	16	7.74	16	5.31	=14	52.67	15	+1.31	147.5	91.6
				5.04	7	11.55	=7	13.99	7	8.97	9	7.76	9	5.33	=8	52.64	8	+1.08	146.9	91.3
14	2	KOR-1	KANG Kwang-Bae	5.20	18	11.73	19	14.05	=15	8.85	12	7.71	=13	5.37	18	52.91	17	+1.55	147.1	91.4
				5.15	10	11.62	9	14.04	9	8.88	6	7.72	=7	5.33	=8	52.74	9	+1.18	148.2	92.1
15	28	SVK-1	JAGNESAK Milan	5.06	=14	11.61	=14	13.96	=11	8.83	9	7.62	=9	5.24	11	52.32	11	+0.96	149.6	92.9
16	26	ROU-1	ISTRATE Nicolae	5.04	=12	11.60	13	13.96	=11	8.89	=13	7.66	11	5.25	12	52.40	13	+1.04	149.1	92.7
17	18	POL-1	KUPCZYK Dawid	4.98	9	11.52	=8	13.91	=8	8.89	=13	7.71	=13	5.33	17	52.34	12	+0.98	146.6	91.1
18	29	SRB-1	RADJENOVIC Vuk	5.12	17	11.62	=16	14.14	19	9.01	19	7.72	15	5.32	16	52.93	18	+1.57	147.3	91.5
19	24	CAN-1	RUSH Lyndon								DNS									
20	25	CAN-2	LUEDERS Pierre	4.86	=2	11.44	3	13.87	6	8.81	=6	7.62	=9	5.23	10	51.83	6	+0.47	149.5	92.8
21	22	GBR-1	JACKSON John	5.08	16	11.59	=11	14.08	18	8.95	18	7.77	18	5.30	13	52.77	16	+1.41	147.2	91.4
				5.01	6	11.53	6	13.95	6	8.91	8	7.71	6	5.26	5	52.37	6	+0.81	148.1	92.0
22	13	CZE-1	DANILEVIC Ivo								DNS									
											DNS									



PERFORMANCE ANALYSIS / ANALYSE DE LA PERFORMANCE

THU 25 FEB 2010 / JEU 25 FEV 2010

Start Order	Bib No	Team	Pilot Name	Start Time	Rk	S-1 Rk	1-2 Rk	2-3 Rk	3-4 Rk	4-F Rk	Finish Time	Rk	Time Behind	Speed (km/h)	Speed (mph)					
23	14	CZE-2	VRBA Jan	5.04	=12	11.62	=16	14.03	14	8.89	=13	7.75	17	5.31	=14	52.64	14	+1.28	147.5	91.6
				5.07	8	11.55	=7	14.02	8	8.90	7	7.72	=7	5.31	7	52.57	7	+1.01	147.6	91.7
24	23	SUI-1	RUEEGG Ivo	4.85	1	11.41	2	13.84	5	8.78	=4	7.58	=2	5.16	2	51.62	3	+0.26	150.8	93.7
				4.89	=2	11.41	=1	13.85	=3	8.83	4	7.60	2	5.19	2	51.77	2	+0.21	149.8	93.0
25	15	GER-1	LANGE Andre	4.86	=2	11.39	1	13.77	2	8.75	=2	7.60	=5	5.19	=5	51.56	2	+0.20	150.2	93.3
				4.87	1	11.41	=1	13.80	1	8.75	=1	7.56	1	5.17	1	51.56	1	0.00	150.7	93.6
26	16	GER-2	FLORSCHUETZ Thomas	4.90	=4	11.52	=8	13.93	10	8.82	8	7.58	=2	5.18	=3	51.93	7	+0.57	151.0	93.8
				4.89	=2	11.46	=3	13.88	5	8.84	5	7.61	=3	5.20	3	51.88	=3	+0.32	150.1	93.3
27	17	GER-3	ANGERER Karl	4.91	6	11.49	7	13.91	=8	8.84	=10	7.67	12	5.18	=3	52.00	8	+0.64	149.8	93.0
				4.93	4	11.46	=3	13.85	=3	8.76	3	7.70	5	5.27	6	51.97	5	+0.41	148.1	92.0
28	12	AUS-1	ROLLESTON Jeremy													DNS				
																DNS				
29	20	ITA-1	BERTAZZO Simone	4.96	7	11.47	4	13.80	4	8.78	=4	7.61	=7	5.20	=7	51.82	5	+0.46	150.1	93.3
																DNS				

LEGEND

= Equal sign indicates that two or more teams share the same rank

1-2 Segment: 1st to 2nd intermediate point

2-3 Segment: 2nd to 3rd intermediate point

3-4 Segment: 3rd to 4th intermediate point

4-F Segment: 4th intermediate point to finish

DNS Did not start

No Number

Rk Rank

S-1 Segment: Start to 1st intermediate point



TEAM CAPTAINS MEETING MINUTES

THU 25 FEB / JEU 25 FÉV START TIME / DÉBUT 16:00

Manfred Schulte
Jury President – FIBT

Welcome all to the final Team Captain's Meeting of the 2009 – 2010 season.
Role call of nations: AUT, CAN, CRO, CZE, GBR, GER, ITA, JPN, KOR, LAT, POL, ROU, RUS, SRB, SUI, SVK and USA.

Paul Pruszynski
VP of Communications – FIBT

The FIBT would like to honor all those who made the past two weeks possible. Additional thanks to all team captains and athletes for their cooperation during these trying circumstances over the past two weeks. All should be proud as Bobsleigh and Skeleton have been positively presented.

There are a number of people who have made a huge effort over the course of the past two years to make these two weeks possible. VANOC staff, Sport Competition Management and the FIBT all presented with honorary awards.

Georg Werth
Technical Delegate, Bobsleigh – FIBT

Having overcome problems and criticisms, we have had successful games thus far. Although the 2Man and Women's races went well, we experienced some negative press coverage. It is important to maintain positive attitudes surrounding our sports to have them develop.

We had originally planned to continue the discussion we had started at the last Team Captain's meeting in Igls. Unfortunately, due to unforeseen circumstances, we are unable to do so. Everyone has received protocols from that meeting and if anyone has any additional input, please contact me directly or the FIBT Secretary General.

Special thanks to all for their hard work and cooperation over the past four years. Additional credit over the past two weeks goes to VANOC, the track crew, race office and all the volunteers.

I wish you all a successful race, a safe trip home and a good recovery.

Manfred Schulte

Underlined many of Georg's comments. After having experienced some issues before the 2Man Bobsleigh competition, we have had great conditions since Tuesday. A special thanks to Tracy and his crew, as well as all team captains for their discussions and suggestions. And once again, many thanks to all the volunteers behind the scenes.

Wish you all a successful race, a good rest and we will see you in the upcoming season. Some of you may not be returning next season, including Raimund Betge. We wish you the best for the future.

Please advise your athletes that they must walk through the mixed zone and to cooperate with discipline on the finish dock. This will allow for sled transport to run smoothly.

Questions?

USA

Will there be any break between the six forerunners and the first competitive sled?

Manfred Schulte

No, we will start the race without a break.

USA

The weather forecast is predicting snow, what measures will be taken?

Manfred Schulte

We will follow the same procedures as we have in previous World Cups.

There will be 25 sleds competing in the race, representing 17 nations. Team Captains must confirm athlete names and athlete order within sled.

SVK, CRO and CAN made corrections.

Dave Owens
Assistant Race Director

Trucks will be available today and tomorrow, until 18:00 and on Saturday until 23:00 to transport sleds from Sled Compound to Lot 6. Freight trucks will be arriving at 8:30 on the 28th to begin sled load out. All sleds need to be out of Sled Compound and in their shipping crates by then. Any additional equipment that athletes need to bring from the Athlete's village can be put into the crates anytime.

GER


The shuttle will no longer be running on the 28th from the village to Lot 6.




TEAM CAPTAINS MEETING MINUTES

THU 25 FEB / JEU 25 FÉV START TIME / DÉBUT 16:00

Dave Owens	We will ensure all organization matters are taken care of.
Manfred Schulte	Reminder of Rule 51 enforcement. Please see Peter Hell with any questions.
RUS	If athletes must walk through the mixed zone, we will not have enough support staff to move the sleds. We will need more armbands.
Manfred Schulte	Athletes can deal with their equipment before exiting through the mixed zone.
GER	Please advise Sports Transportation that sleds must not be transported to the Start without athletes.
Manfred Schulte	We will be taking care of all organization matters. Stay healthy and good luck.



Jury President
Manfred Schulte



Race Director
Astrid Wolf



START LIST / LISTE DE DÉPART

FRI 26 FEB 2010 / VEN 26 FÉV 2010 START TIME / DÉBUT 13:00

	Start Record	Track Record
Time	4.76 sec	50.97 sec
Date	7 FEB 2009	7 FEB 2009
NOC Code/ Names	USA HOLCOMB Steven, OLSEN Justin, MESLER Steve, TOMASEVICZ Curtis	LAT MININS Janis, DREISKENS Daumans, MELBARDIS Oscars, DAMBIS Intars

Start Order	Bib No	Team	Name	Start Time	Time	Total	Rk	Start Time	Int 1	Int 2	Int 3	Int 4	Finish Time	Total Time
1	1	USA-1	HOLCOMB Steven OLSEN Justin MESLER Steve TOMASEVICZ Curtis											
2	2	GER-1	LANGE Andre ROEDIGER Alexander KUSKE Kevin PUTZE Martin											
3	3	USA-2	NAPIER John BERKELEY Charles LANGTON Steven FOGT Christopher											
4	4	GER-2	FLORSCHUETZ Thomas LISTNER Ronny ADJEI Richard BARUCHA Andreas											
5	5	SUI-1	RUEEGG Ivo LAMPARTER Thomas HEFTI Beat GRAND Cedric											
6	6	GER-3	ANGERER Karl MANN Alex BREDAU Andreas BERMBACH Gregor											
7	7	CAN-1	RUSH Lyndon Le BIHAN Chris BISSETT David BROWN Lascelles											
8	8	RUS-1	ABRAMOVICH Dmitry ORESHNIKOV Roman STEPUSHKIN Dmitry PRUDNIKOV Sergey											
9	9	RUS-2	ZUBKOV Alexandr EGOROV Philipp TRUNENKOV Dmitry MOISEEV Petr											



START LIST / LISTE DE DÉPART

FRI 26 FEB 2010 / VEN 26 FÉV 2010 START TIME / DÉBUT 13:00

Start Order	Bib No	Team	Name	Start Time	Time	Total	Rk	Start Time	Int 1	Int 2	Int 3	Int 4	Finish Time	Total Time
10	10	CAN-2	LUEDERS Pierre KRIPPS Justin LUMSDEN Jesse WRIGHT Neville											
11	11	RUS-3	POPOV Evgeny MOISEYCHENKOV Denis YURKOV Andrey KIREEV Alexey											
12	12	LAT-1	MASKALANS Edgars TULUBJEVS Pavels BROKS Raivis ARHIPOVS Mihails											
13	13	USA-3	KOHN Mike MORIARTY Jamie SCHUFFENHAUER Bill CUNNINGHAM Nick											
14	14	ROU-1	ISTRATE Nicolae DOVALCIUC Ioan Danut ANDREI Ionut CRACIUN Florin Cezar											
15	15	CZE-1	DANILEVIC Ivo KOBIAN Jan SUCHY Dominik STOKLASKA Jan											
16	16	POL-1	KUPCZYK Dawid ZBLEWSKI Michal MROZ Pawel NIEWIARA Marcin Piotr											
17	17	AUT-1	STAMPFER Wolfgang WIPPLINGER Johannes MAYER Juergen HACKL Christian											
18	18	SVK-1	JAGNESAK Milan TESOVIC Martin NAROVEC Petr LOPUCHOVSKY Marcel											
19	19	ITA-1	BERTAZZO Simone ROMANINI Samuele SANTARSIERO Danilo TURRI Mirko											



START LIST / LISTE DE DÉPART

FRI 26 FEB 2010 / VEN 26 FÉV 2010 START TIME / DÉBUT 13:00

Start Order	Bib No	Team	Name	Start Time	Time	Total	Rk	Start Time	Int 1	Int 2	Int 3	Int 4	Finish Time	Total Time
20	20	GBR-1	JACKSON John NWUME Henry Odili MONEY Dan CONDON Allyn											
21	21	CRO-1	SOLA Ivan KRAJACIC Slaven MEZULIC Mate MARIC Igor											
22	22	KOR-1	KANG Kwang-Bae KIM Jung-Su LEE Jinhee KIM Donghyun											
23	23	JPN-1	SUZUKI Hiroshi MIYAUCHI Masaru DOIGAWA Shinji KOBAYASHI Ryuichi											
24	24	SRB-1	RADJENOVIC Vuk MATIJEVIC Slobodan SARCEVIC Igor SAVIC Milos											
25	25	CZE-2	VRBA Jan VESELY Milos BOHMANN Martin KOZLOVSKY Ondrej											

NOTES

In the listing of team names, the pilot is always shown first.

LEGEND

Int Intermediate time No Number Rk Rank



RESULTS / RÉSULTATS

FRI 26 FEB 2010 / VEN 26 FEV 2010

	Start Record				Track Record			
Time	4.73 sec				50.89 sec			
Date	26 FEB 2010				26 FEB 2010			
NOC Code/ Names	GER	LANGE Andre, ROEDIGER Alexander, KUSKE Kevin, PUTZE Martin			USA	HOLCOMB Steven, OLSEN Justin, MESLER Steve, TOMASEVICZ Curtis		

Rk	Bib No	Team	Name	Start Time	Rk	Int 1 Rk	Int 2 Rk	Int 3 Rk	Int 4 Rk	Finish Time	Rk	Time Behind	Speed (km/h) (mph)	Rec				
1	1	USA-1	HOLCOMB Steven OLSEN Justin MESLER Steve TOMASEVICZ Curtis	4.75	2	16.05	2	29.72	1	38.37	1	45.82	1	50.89	1	0.00	153.0	95.0 TR
											Total:	50.89	0.00					
2	7	CAN-1	RUSH Lyndon Le BIHAN Chris BISSETT David BROWN Lascelles	4.78	=5	16.14	=4	29.87	3	38.58	=3	46.05	=2	51.12	2	+0.23	153.2	95.2
											Total:	51.12	+0.23					
3	2	GER-1	LANGE Andre ROEDIGER Alexander KUSKE Kevin PUTZE Martin	4.73	1	16.04	1	29.75	2	38.53	2	46.05	=2	51.14	=3	+0.25	152.3	94.6 SR
											Total:	51.14	+0.25					
3	4	GER-2	FLORSCHUETZ Thomas LISTNER Ronny ADJEI Richard BARUCHA Andreas	4.79	=7	16.17	=6	29.90	=6	38.58	=3	46.06	4	51.14	=3	+0.25	152.7	94.8
											Total:	51.14	+0.25					
5	6	GER-3	ANGERER Karl MANN Alex BREDAU Andreas BERMBACH Gregor	4.84	10	16.26	=11	30.00	=10	38.68	9	46.14	6	51.18	5	+0.29	153.4	95.3
											Total:	51.18	+0.29					
6	10	CAN-2	LUEDERS Pierre KRIPPS Justin LUMSDEN Jesse WRIGHT Neville	4.79	=7	16.17	=6	29.93	8	38.65	=7	46.16	7	51.27	6	+0.38	152.0	94.4
											Total:	51.27	+0.38					
7	3	USA-2	NAPIER John BERKELEY Charles LANGTON Steven FOGT Christopher	4.77	4	16.14	=4	29.89	5	38.59	6	46.13	5	51.30	7	+0.41	151.1	93.9
											Total:	51.30	+0.41					
8	5	SUI-1	RUEEGG Ivo LAMPARTER Thomas HEFTI Beat GRAND Cedric	4.76	3	16.10	3	29.88	4	38.65	=7	46.19	8	51.31	8	+0.42	151.3	94.0
											Total:	51.31	+0.42					
9	8	RUS-1	ABRAMOVICH Dmitry ORESHNIKOV Roman STEPUSHKIN Dmitry PRUDNIKOV Sergey	4.80	9	16.21	9	29.97	9	38.71	10	46.21	9	51.32	9	+0.43	152.7	94.8
											Total:	51.32	+0.43					



RESULTS / RÉSULTATS

FRI 26 FEB 2010 / VEN 26 FEV 2010

Rk	Bib No	Team	Name	Start Time	Rk	Int 1 Rk	Int 2 Rk	Int 3 Rk	Int 4 Rk	Finish Time	Rk	Time Behind	Speed (km/h) (mph)	Rec				
10	11	RUS-3	POPOV Evgeny MOISEYCHENKOV Denis YURKOV Andrey KIREEV Alexey	4.85	=11	16.26	=11	30.04	12	38.76	12	46.31	10	51.49	10	+0.60	150.9	93.7
											Total:	51.49	+0.60					
11	20	GBR-1	JACKSON John NWUME Henry Odili MONEY Dan CONDON Allyn	4.85	=11	16.23	10	30.00	=10	38.74	11	46.32	=11	51.53	11	+0.64	149.8	93.0
											Total:	51.53	+0.64					
12	15	CZE-1	DANILEVIC Ivo KOBIAN Jan SUCHY Dominik STOKLASKA Jan	4.92	18	16.37	16	30.16	16	38.92	16	46.44	15	51.54	12	+0.65	152.2	94.6
											Total:	51.54	+0.65					
13	19	ITA-1	BERTAZZO Simone ROMANINI Samuele SANTARSIERO Danilo TURRI Mirko	4.91	17	16.41	18	30.15	15	38.87	=14	46.39	13	51.57	13	+0.68	151.6	94.2
											Total:	51.57	+0.68					
14	12	LAT-1	MASKALANS Edgars TULUBJEVS Pavels BROKS Raivis ARHIPOVS Mihails	4.87	=14	16.28	=13	30.07	13	38.83	13	46.40	14	51.60	14	+0.71	150.3	93.4
											Total:	51.60	+0.71					
15	13	USA-3	KOHN Mike MORIARTY Jamie SCHUFFENHAUER Bill CUNNINGHAM Nick	4.86	13	16.28	=13	30.10	14	38.87	=14	46.49	16	51.69	15	+0.80	149.8	93.1
											Total:	51.69	+0.80					
16	16	POL-1	KUPCZYK Dawid ZBLEWSKI Michal MROZ Pawel NIEWIARA Marcin Piotr	4.87	=14	16.34	15	30.21	17	39.04	18	46.71	=17	51.94	16	+1.05	149.4	92.8
											Total:	51.94	+1.05					
17	25	CZE-2	VRBA Jan VESELY Milos BOHMANN Martin KOZLOVSKY Ondrej	4.90	16	16.39	17	30.27	18	39.08	19	46.72	19	52.00	17	+1.11	149.1	92.6
											Total:	52.00	+1.11					
18	14	ROU-1	ISTRATE Nicolae DOVALCIUC Ioan Danut ANDREI Ionut CRACIUN Florin Cezar	4.93	19	16.46	19	30.41	21	39.24	22	46.85	20	52.05	18	+1.16	150.1	93.2
											Total:	52.05	+1.16					
19	23	JPN-1	SUZUKI Hiroshi MIYAUCHI Masaru DOIGAWA Shinji KOBAYASHI Ryuichi	5.00	22	16.54	22	30.42	22	39.23	21	46.86	21	52.09	19	+1.20	149.3	92.7
											Total:	52.09	+1.20					



RESULTS / RÉSULTATS

FRI 26 FEB 2010 / VEN 26 FEV 2010

Rk	Bib No	Team	Name	Start Time	Rk	Int 1 Rk	Int 2 Rk	Int 3 Rk	Int 4 Rk	Finish Time	Rk	Time Behind	Speed (km/h) (mph)	Rec
20	24	SRB-1	RADJENOVIC Vuk MATIJEVIC Slobodan SARCEVIC Igor SAVIC Milos	5.01	23	16.56 23	30.49 23	39.36 23	47.05 23	52.37	20	+1.48	147.8 91.8	
											Total:	52.37	+1.48	
21	9	RUS-2	ZUBKOV Aleksandr EGOROV Philipp TRUNENKOV Dmitry MOISEEV Petr	4.78	=5	16.17 =6	29.90 =6	38.58 =3	46.32 =11	52.52	21	+1.63	137.6 85.5	
											Total:	52.52	+1.63	
22	21	CRO-1	SOLA Ivan KRAJACIC Slaven MEZULIC Mate MARIC Igor	5.03	24	16.60 24	30.56 24	39.45 24	47.17 24	52.58	22	+1.69	146.4 90.9	
											Total:	52.58	+1.69	
23	22	KOR-1	KANG Kwang-Bae KIM Jung-Su LEE Jinhee KIM Donghyun	5.11	25	16.76 25	30.84 25	39.74 25	47.42 25	52.76	23	+1.87	148.5 92.2	
											Total:	52.76	+1.87	
24	17	AUT-1	STAMPFER Wolfgang WIPPLINGER Johannes MAYER Juergen HACKL Christian	4.96	20	16.48 =20	30.29 19	38.99 17	46.71 =17	53.64	24	+2.75	133.4 82.9	
											Total:	53.64	+2.75	
25	18	SVK-1	JAGNESAK Milan TESOVIC Martin NAROVEC Petr LOPUCHOVSKY Marcel	4.97	21	16.48 =20	30.36 20	39.15 20	47.03 22	55.25	25	+4.36	124.3 77.2	
											Total:	55.25	+4.36	

NOTES

In the listing of team names, the pilot is always shown first.

LEGEND

= Equal sign indicates that two or more teams share the same rank

Int Intermediate time

No Number

Rec Record

Rk Rank

SR Start record

TR Track record



START LIST / LISTE DE DÉPART

FRI 26 FEB 2010 / VEN 26 FEV 2010 START TIME / DÉBUT 14:45

	Start Record		Track Record	
Time	4.73 sec		50.89 sec	
Date	26 FEB 2010		26 FEB 2010	
NOC Code/ Names	GER	LANGE Andre, ROEDIGER Alexander, KUSKE Kevin, PUTZE Martin	USA	HOLCOMB Steven, OLSEN Justin, MESLER Steve, TOMASEVICZ Curtis

Start Order	Bib No	Team	Name	Start Time	Time	Total	Rk	Start Time	Int 1	Int 2	Int 3	Int 4	Finish Time	Total Time
1	24	SRB-1	RADJENOVIC Vuk MATIJEVIC Slobodan SARCEVIC Igor SAVIC Milos	5.01	52.37	52.37	20							
						+1.48								
2	23	JPN-1	SUZUKI Hiroshi MIYAUCHI Masaru DOIGAWA Shinji KOBAYASHI Ryuichi	5.00	52.09	52.09	19							
						+1.20								
3	14	ROU-1	ISTRATE Nicolae DOVALCIUC Ioan Danut ANDREI Ionut CRACIUN Florin Cezar	4.93	52.05	52.05	18							
						+1.16								
4	25	CZE-2	VRBA Jan VESELY Milos BOHMANN Martin KOZLOVSKY Ondrej	4.90	52.00	52.00	17							
						+1.11								
5	16	POL-1	KUPCZYK Dawid ZBLEWSKI Michal MROZ Pawel NIEWIARA Marcin Piotr	4.87	51.94	51.94	16							
						+1.05								
6	13	USA-3	KOHN Mike MORIARTY Jamie SCHUFFENHAUER Bill CUNNINGHAM Nick	4.86	51.69	51.69	15							
						+0.80								
7	12	LAT-1	MASKALANS Edgars TULUBJEVS Pavels BROKS Raivis ARHIPOVS Mihails	4.87	51.60	51.60	14							
						+0.71								
8	19	ITA-1	BERTAZZO Simone ROMANINI Samuele SANTARSIERO Danilo TURRI Mirko	4.91	51.57	51.57	13							
						+0.68								
9	15	CZE-1	DANILEVIC Ivo KOBIAN Jan SUCHY Dominik STOKLASKA Jan	4.92	51.54	51.54	12							
						+0.65								



START LIST / LISTE DE DÉPART

FRI 26 FEB 2010 / VEN 26 FEV 2010 START TIME / DÉBUT 14:45

Start Order	Bib No	Team	Name	Start Time	Time	Total	Rk	Start Time	Int 1	Int 2	Int 3	Int 4	Finish Time	Total Time
10	20	GBR-1	JACKSON John NWUME Henry Odili MONEY Dan CONDON Allyn	4.85	51.53	51.53 +0.64	11							
11	11	RUS-3	POPOV Evgeny MOISEYCHENKOV Denis YURKOV Andrey KIREEV Alexey	4.85	51.49	51.49 +0.60	10							
12	8	RUS-1	ABRAMOVICH Dmitry ORESHNIKOV Roman STEPUSHKIN Dmitry PRUDNIKOV Sergey	4.80	51.32	51.32 +0.43	9							
13	5	SUI-1	RUEEGG Ivo LAMPARTER Thomas HEFTI Beat GRAND Cedric	4.76	51.31	51.31 +0.42	8							
14	3	USA-2	NAPIER John BERKELEY Charles LANGTON Steven FOGT Christopher	4.77	51.30	51.30 +0.41	7							
15	10	CAN-2	LUEDERS Pierre KRIPPS Justin LUMSDEN Jesse WRIGHT Neville	4.79	51.27	51.27 +0.38	6							
16	6	GER-3	ANGERER Karl MANN Alex BREDAU Andreas BERMBACH Gregor	4.84	51.18	51.18 +0.29	5							
17	4	GER-2	FLORSCHUETZ Thomas LISTNER Ronny ADJEI Richard BARUCHA Andreas	4.79	51.14	51.14 +0.25	=3							
18	2	GER-1	LANGE Andre ROEDIGER Alexander KUSKE Kevin PUTZE Martin	4.73	51.14	51.14 +0.25	=3							
19	7	CAN-1	RUSH Lyndon Le BIHAN Chris BISSETT David BROWN Lascelles	4.78	51.12	51.12 +0.23	2							



START LIST / LISTE DE DÉPART

FRI 26 FEB 2010 / VEN 26 FEV 2010 START TIME / DÉBUT 14:45

Start Order	Bib No	Team	Name	Start Time	Time	Total	Rk	Start Time	Int 1	Int 2	Int 3	Int 4	Finish Time	Total Time
20	1	USA-1	HOLCOMB Steven OLSEN Justin MESLER Steve TOMASEVICZ Curtis	4.75	50.89	50.89 0.00	1							
21	9	RUS-2	ZUBKOV Alexandr EGOROV Philipp TRUNENKOV Dmitry MOISEEV Petr	4.78	52.52	52.52 +1.63	21							
22	21	CRO-1	SOLA Ivan KRAJACIC Slaven MEZULIC Mate MARIC Igor	5.03	52.58	52.58 +1.69	22							
23	22	KOR-1	KANG Kwang-Bae KIM Jung-Su LEE Jinhee KIM Donghyun	5.11	52.76	52.76 +1.87	23							
24	17	AUT-1	STAMPFER Wolfgang WIPPLINGER Johannes MAYER Juergen HACKL Christian	4.96	53.64	53.64 +2.75	24							
25	18	SVK-1	JAGNESAK Milan TESOVIC Martin NAROVEC Petr LOPUCHOVSKY Marcel	4.97	55.25	55.25 +4.36	25							

NOTES

In the listing of team names, the pilot is always shown first.

LEGEND

= Equal sign indicates that two or more teams share the same rank

Int Intermediate time No Number Rk Rank



RESULTS / RÉSULTATS

FRI 26 FEB 2010 / VEN 26 FEV 2010

	Start Record				Track Record			
Time	4.70 sec				50.86 sec			
Date	26 FEB 2010				26 FEB 2010			
NOC Code/ Names	GER	LANGE Andre, ROEDIGER Alexander, KUSKE Kevin, PUTZE Martin			USA	HOLCOMB Steven, OLSEN Justin, MESLER Steve, TOMASEVICZ Curtis		

Rk	Bib No	Team	Name	Start Time	Rk	Int 1 Rk	Int 2 Rk	Int 3 Rk	Int 4 Rk	Finish Time	Rk	Time Behind	Speed (km/h) (mph)	Rec				
1	1	USA-1	HOLCOMB Steven	4.75	2	16.05	2	29.72	1	38.37	1	45.82	1	50.89	1	0.00	153.0	95.0
			OLSEN Justin	4.73	4	15.98	2	29.61	1	38.24	1	45.73	1	50.86	1	0.00	151.6	94.2 TR
			MESLER Steve															
			TOMASEVICZ Curtis															
			Total:										1:41.75			0.00		
2	7	CAN-1	RUSH Lyndon	4.78	=5	16.14	=4	29.87	3	38.58	=3	46.05	=2	51.12	2	+0.23	153.2	95.2
			Le BIHAN Chris	4.72	3	16.00	3	29.73	3	38.43	=3	45.91	3	51.03	2	+0.17	152.4	94.7
			BISSETT David															
			BROWN Lascalles															
			Total:										1:42.15			+0.40		
3	2	GER-1	LANGE Andre	4.73	1	16.04	1	29.75	2	38.53	2	46.05	=2	51.14	=3	+0.25	152.3	94.6
			ROEDIGER Alexander	4.70	1	15.96	1	29.64	2	38.30	2	45.85	2	51.05	3	+0.19	149.8	93.1 SR
			KUSKE Kevin															
			PUTZE Martin															
			Total:										1:42.19			+0.44		
4	5	SUI-1	RUEEGG Ivo	4.76	3	16.10	3	29.88	4	38.65	=7	46.19	8	51.31	8	+0.42	151.3	94.0
			LAMPARTER Thomas	4.71	2	16.02	4	29.74	4	38.46	5	45.98	4	51.13	4	+0.27	151.4	94.0
			HEFTI Beat															
			GRAND Cedric															
			Total:										1:42.44			+0.69		
5	4	GER-2	FLORSCHUETZ Thomas	4.79	=7	16.17	=6	29.90	=6	38.58	=3	46.06	4	51.14	=3	+0.25	152.7	94.8
			LISTNER Ronny	4.76	=6	16.15	=7	29.94	=10	38.68	12	46.19	=8	51.36	7	+0.50	151.5	94.1
			ADJEI Richard															
			BARUCHA Andreas															
			Total:										1:42.50			+0.75		
6	10	CAN-2	LUEDERS Pierre	4.79	=7	16.17	=6	29.93	8	38.65	=7	46.16	7	51.27	6	+0.38	152.0	94.4
			KRIPPS Justin	4.78	8	16.18	9	29.91	8	38.58	7	46.11	6	51.29	6	+0.43	150.7	93.6
			LUMSDEN Jesse															
			WRIGHT Neville															
			Total:										1:42.56			+0.81		
7	6	GER-3	ANGERER Karl	4.84	10	16.26	=11	30.00	=10	38.68	9	46.14	6	51.18	5	+0.29	153.4	95.3
			MANN Alex	4.79	9	16.23	=10	30.05	14	38.77	14	46.27	13	51.41	10	+0.55	152.0	94.4
			BREDAU Andreas															
			BERMBACH Gregor															
			Total:										1:42.59			+0.84		
8	11	RUS-3	POPOV Evgeny	4.85	=11	16.26	=11	30.04	12	38.76	12	46.31	10	51.49	10	+0.60	150.9	93.7
			MOISEYCHENKOV Denis	4.81	10	16.15	=7	29.84	=6	38.50	6	45.99	5	51.16	5	+0.30	151.3	94.0
			YURKOV Andrey															
			KIREEV Alexey															
			Total:										1:42.65			+0.90		
9	8	RUS-1	ABRAMOVICH Dmitry	4.80	9	16.21	9	29.97	9	38.71	10	46.21	9	51.32	9	+0.43	152.7	94.8
			ORESHNIKOV Roman	4.76	=6	16.10	6	29.84	=6	38.60	8	46.18	7	51.40	9	+0.54	150.4	93.4
			STEPUSHKIN Dmitry															
			PRUDNIKOV Sergey															
			Total:										1:42.72			+0.97		



RESULTS / RÉSULTATS

FRI 26 FEB 2010 / VEN 26 FEV 2010

Rk	Bib No	Team	Name	Start Time	Rk	Int 1 Rk	Int 2 Rk	Int 3 Rk	Int 4 Rk	Finish Time	Rk	Time Behind	Speed (km/h) (mph)	Rec				
10	19	ITA-1	BERTAZZO Simone	4.91	17	16.41	18	30.15	15	38.87	=14	46.39	13	51.57	13	+0.68	151.6	94.2
			ROMANINI Samuele	4.90	=15	16.33	14	30.00	=12	38.66	11	46.19	=8	51.38	8	+0.52	151.0	93.8
			SANTARSIERO Danilo															
			TURRI Mirko															
										Total:		1:42.95		+1.20				
11	12	LAT-1	MASKALANS Edgars	4.87	=14	16.28	=13	30.07	13	38.83	13	46.40	14	51.60	14	+0.71	150.3	93.4
			TULUBJEVS Pavels	4.87	=13	16.26	12	29.93	9	38.62	9	46.19	=8	51.42	=11	+0.56	149.8	93.0
			BROKS Raivis															
			ARHIPOVS Mihails															
										Total:		1:43.02		+1.27				
12	13	USA-3	KOHN Mike	4.86	13	16.28	=13	30.10	14	38.87	=14	46.49	16	51.69	15	+0.80	149.8	93.1
			MORIARTY Jamie	4.86	12	16.27	13	30.00	=12	38.71	13	46.25	11	51.42	=11	+0.56	151.3	94.0
			SCHUFFENHAUER Bill															
			CUNNINGHAM Nick															
										Total:		1:43.11		+1.36				
13	15	CZE-1	DANILEVIC Ivo	4.92	18	16.37	16	30.16	16	38.92	16	46.44	15	51.54	12	+0.65	152.2	94.6
			KOBIAN Jan	4.91	17	16.49	18	30.31	18	39.03	=15	46.58	14	51.72	13	+0.86	151.6	94.2
			SUCHY Dominik															
			STOKLASKA Jan															
										Total:		1:43.26		+1.51				
14	16	POL-1	KUPCZYK Dawid	4.87	=14	16.34	15	30.21	17	39.04	18	46.71	=17	51.94	16	+1.05	149.4	92.8
			ZBLEWSKI Michal	4.87	=13	16.36	=15	30.22	15	39.03	=15	46.69	16	51.96	14	+1.10	149.2	92.7
			MROZ Pawel															
			NIEWIARA Marcin Piotr															
										Total:		1:43.90		+2.15				
15	14	ROU-1	ISTRATE Nicolae	4.93	19	16.46	19	30.41	21	39.24	22	46.85	20	52.05	18	+1.16	150.1	93.2
			DOVALCIUC Ioan Danut	4.90	=15	16.36	=15	30.23	16	39.07	17	46.73	17	52.00	15	+1.14	148.1	92.0
			ANDREI Ionut															
			CRACIUN Florin Cezar															
										Total:		1:44.05		+2.30				
16	25	CZE-2	VRBA Jan	4.90	16	16.39	17	30.27	18	39.08	19	46.72	19	52.00	17	+1.11	149.1	92.6
			VESELY Milos	4.92	18	16.40	17	30.30	17	39.10	18	46.77	18	52.09	16	+1.23	147.9	91.9
			BOHMANN Martin															
			KOZLOVSKY Ondrej															
										Total:		1:44.09		+2.34				
17	3	USA-2	NAPIER John	4.77	4	16.14	=4	29.89	5	38.59	6	46.13	5	51.30	7	+0.41	151.1	93.9
			BERKELEY Charles	4.74	5	16.06	5	29.76	5	38.43	=3	46.26	12	53.41	20	+2.55	130.6	81.1
			LANGTON Steven															
			FOGT Christopher															
										Total:		1:44.71		+2.96				
18	24	SRB-1	RADJENOVIC Vuk	5.01	23	16.56	23	30.49	23	39.36	23	47.05	23	52.37	20	+1.48	147.8	91.8
			MATIJEVIC Slobodan	5.08	21	16.72	22	30.60	20	39.44	20	47.10	19	52.40	17	+1.54	147.9	91.9
			SARCEVIC Igor															
			SAVIC Milos															
										Total:		1:44.77		+3.02				
19	21	CRO-1	SOLA Ivan	5.03	24	16.60	24	30.56	24	39.45	24	47.17	24	52.58	22	+1.69	146.4	90.9
			KRAJACIC Slaven	5.04	20	16.63	20	30.64	22	39.55	22	47.27	22	52.69	19	+1.83	146.1	90.8
			MEZULIC Mate															
			MARIC Igor															
										Total:		1:45.27		+3.52				



RESULTS / RÉSULTATS

FRI 26 FEB 2010 / VEN 26 FEV 2010

Rk	Bib No	Team	Name	Start Time	Rk	Int 1 Rk	Int 2 Rk	Int 3 Rk	Int 4 Rk	Finish Time	Rk	Time Behind	Speed (km/h) (mph)	Rec				
20	22	KOR-1	KANG Kwang-Bae	5.11	25	16.76	25	30.84	25	47.42	25	52.76	23	+1.87	148.5	92.2		
			KIM Jung-Su	5.09	22	16.68	21	30.63	21	47.15	20	52.53	18	+1.67	147.8	91.8		
			LEE Jinhee															
			KIM Donghyun															
			Total:							1:45.29		+3.54						
21	20	GBR-1	JACKSON John	4.85	=11	16.23	10	30.00	=10	38.74	11	46.32	=11	51.53	11	+0.64	149.8	93.0
			NWUME Henry Odili	4.85	11	16.23	=10	29.94	=10	38.63	10	46.63	15	54.29	22	+3.43	124.9	77.6
			MONEY Dan															
			CONDON Allyn															
			Total:							1:45.82		+4.07						
22	23	JPN-1	SUZUKI Hiroshi	5.00	22	16.54	22	30.42	22	39.23	21	46.86	21	52.09	19	+1.20	149.3	92.7
			MIYAUCHI Masaru	5.03	19	16.56	19	30.42	19	39.27	19	47.17	21	54.16	21	+3.30	130.6	81.1
			DOIGAWA Shinji															
			KOBAYASHI Ryuichi															
			Total:							1:46.25		+4.50						
9	RUS-2	ZUBKOV Aleksandr	4.78	=5	16.17	=6	29.90	=6	38.58	=3	46.32	=11	52.52	21	+1.63	137.6	85.5	
		EGOROV Philipp											DNS					
		TRUNENKOV Dmitry																
		MOISEEV Petr																
			Total:							DNS								
17	AUT-1	STAMPFER Wolfgang	4.96	20	16.48	=20	30.29	19	38.99	17	46.71	=17	53.64	24	+2.75	133.4	82.9	
		WIPPLINGER Johannes																
		MAYER Juergen																
		HACKL Christian																
			Total:							DNS								
18	SVK-1	JAGNESAK Milan	4.97	21	16.48	=20	30.36	20	39.15	20	47.03	22	55.25	25	+4.36	124.3	77.2	
		TESOVIC Martin																
		NAROVEC Petr																
		LOPUCHOVSKY Marcel																
			Total:							DNS								

NOTES

In the listing of team names, the pilot is always shown first.

LEGEND

= Equal sign indicates that two or more teams share the same rank

DNS Did not start

Int Intermediate time

No Number

Rec Record

Rk Rank

SR Start record

TR Track record



START LIST / LISTE DE DÉPART

SAT 27 FEB 2010 / SAM 27 FEV 2010 START TIME / DÉBUT 13:00

	Start Record		Track Record	
Time	4.70 sec		50.86 sec	
Date	26 FEB 2010		26 FEB 2010	
NOC Code/Names	GER	LANGE Andre, ROEDIGER Alexander, KUSKE Kevin, PUTZE Martin	USA	HOLCOMB Steven, OLSEN Justin, MESLER Steve, TOMASEVICZ Curtis

Start Order	Bib No	Team	Name	Start Time	Time	Total	Rk	Start Time	Int 1	Int 2	Int 3	Int 4	Finish Time	Total Time
1	1	USA-1	HOLCOMB Steven	4.75	50.89	1:41.75	1							
			OLSEN Justin	4.73	50.86	0.00								
			MESLER Steve											
			TOMASEVICZ Curtis											
2	7	CAN-1	RUSH Lyndon	4.78	51.12	1:42.15	2							
			Le BIHAN Chris	4.72	51.03	+0.40								
			BISSETT David											
			BROWN Lascelles											
3	2	GER-1	LANGE Andre	4.73	51.14	1:42.19	3							
			ROEDIGER Alexander	4.70	51.05	+0.44								
			KUSKE Kevin											
			PUTZE Martin											
4	5	SUI-1	RUEEGG Ivo	4.76	51.31	1:42.44	4							
			LAMPARTER Thomas	4.71	51.13	+0.69								
			HEFTI Beat											
			GRAND Cedric											
5	4	GER-2	FLORSCHUETZ Thomas	4.79	51.14	1:42.50	5							
			LISTNER Ronny	4.76	51.36	+0.75								
			ADJEI Richard											
			BARUCHA Andreas											
6	10	CAN-2	LUEDERS Pierre	4.79	51.27	1:42.56	6							
			KRIPPS Justin	4.78	51.29	+0.81								
			LUMSDEN Jesse											
			WRIGHT Neville											
7	6	GER-3	ANGERER Karl	4.84	51.18	1:42.59	7							
			MANN Alex	4.79	51.41	+0.84								
			BREDAU Andreas											
			BERMBACH Gregor											
8	11	RUS-3	POPOV Evgeny	4.85	51.49	1:42.65	8							
			MOISEYCHENKOV Denis	4.81	51.16	+0.90								
			YURKOV Andrey											
			KIREEV Alexey											
9	8	RUS-1	ABRAMOVICH Dmitry	4.80	51.32	1:42.72	9							
			ORESHNIKOV Roman	4.76	51.40	+0.97								
			STEPUSHKIN Dmitry											
			PRUDNIKOV Sergey											



START LIST / LISTE DE DÉPART

SAT 27 FEB 2010 / SAM 27 FEV 2010 START TIME / DÉBUT 13:00

Start Order	Bib No	Team	Name	Start Time	Time	Total	Rk	Start Time	Int 1	Int 2	Int 3	Int 4	Finish Time	Total Time
10	19	ITA-1	BERTAZZO Simone	4.91	51.57	1:42.95	10							
			ROMANINI Samuele	4.90	51.38	+1.20								
			SANTARSIERO Danilo											
			TURRI Mirko											
11	12	LAT-1	MASKALANS Edgars	4.87	51.60	1:43.02	11							
			TULUBJEVS Pavels	4.87	51.42	+1.27								
			BROKS Raivis											
			ARHIPOVS Mihails											
12	13	USA-3	KOHN Mike	4.86	51.69	1:43.11	12							
			MORIARTY Jamie	4.86	51.42	+1.36								
			SCHUFFENHAUER Bill											
			CUNNINGHAM Nick											
13	15	CZE-1	DANILEVIC Ivo	4.92	51.54	1:43.26	13							
			KOBIAN Jan	4.91	51.72	+1.51								
			SUCHY Dominik											
			STOKLASKA Jan											
14	16	POL-1	KUPCZYK Dawid	4.87	51.94	1:43.90	14							
			ZBLEWSKI Michal	4.87	51.96	+2.15								
			MROZ Pawel											
			NIEWIARA Marcin Piotr											
15	14	ROU-1	ISTRATE Nicolae	4.93	52.05	1:44.05	15							
			DOVALCIUC Ioan Danut	4.90	52.00	+2.30								
			ANDREI Ionut											
			CRACIUN Florin Cezar											
16	25	CZE-2	VRBA Jan	4.90	52.00	1:44.09	16							
			VESELY Milos	4.92	52.09	+2.34								
			BOHMANN Martin											
			KOZLOVSKY Ondrej											
17	3	USA-2	NAPIER John	4.77	51.30	1:44.71	17							
			BERKELEY Charles	4.74	53.41	+2.96								
			LANGTON Steven											
			FOGT Christopher											
18	24	SRB-1	RADJENOVIC Vuk	5.01	52.37	1:44.77	18							
			MATIJEVIC Slobodan	5.08	52.40	+3.02								
			SARCEVIC Igor											
			SAVIC Milos											
19	21	CRO-1	SOLA Ivan	5.03	52.58	1:45.27	19							
			KRAJACIC Slaven	5.04	52.69	+3.52								
			MEZULIC Mate											
			MARIC Igor											



START LIST / LISTE DE DÉPART

SAT 27 FEB 2010 / SAM 27 FEV 2010 START TIME / DÉBUT 13:00

Start Order	Bib No	Team	Name	Start Time	Time	Total	Rk	Start Time	Int 1	Int 2	Int 3	Int 4	Finish Time	Total Time
20	22	KOR-1	KANG Kwang-Bae	5.11	52.76	1:45.29	20							
			KIM Jung-Su	5.09	52.53	+3.54								
			LEE Jinhee											
			KIM Donghyun											
21	20	GBR-1	JACKSON John	4.85	51.53	1:45.82	21							
			NWUME Henry Odili	4.85	54.29	+4.07								
			MONEY Dan											
			CONDON Allyn											
22	23	JPN-1	SUZUKI Hiroshi	5.00	52.09	1:46.25	22							
			MIYAUCHI Masaru	5.03	54.16	+4.50								
			DOIGAWA Shinji											
			KOBAYASHI Ryuichi											

NOTES

In the listing of team names, the pilot is always shown first.

LEGEND

= Equal sign indicates that two or more teams share the same rank

Int Intermediate time No Number Rk Rank



RESULTS / RÉSULTATS

SAT 27 FEB 2010 / SAM 27 FEV 2010

	Start Record				Track Record			
Time	4.70 sec				50.86 sec			
Date	26 FEB 2010				26 FEB 2010			
NOC Code/Names	GER	LANGE Andre, ROEDIGER Alexander, KUSKE Kevin, PUTZE Martin			USA	HOLCOMB Steven, OLSEN Justin, MESLER Steve, TOMASEVICZ Curtis		

Rk	Bib No	Team	Name	Start Time	Rk	Int 1 Rk	Int 2 Rk	Int 3 Rk	Int 4 Rk	Finish Time	Rk	Time Behind	Speed (km/h) (mph)	Rec				
1	1	USA-1	HOLCOMB Steven	4.75	2	16.05	2	29.72	1	38.37	1	45.82	1	50.89	1	0.00	153.0	95.0
			OLSEN Justin	4.73	4	15.98	2	29.61	1	38.24	1	45.73	1	50.86	1	0.00	151.6	94.2 TR
			MESLER Steve	4.77	=2	16.13	3	29.86	1	38.54	1	46.05	1	51.19	1	0.00	151.5	94.1
			TOMASEVICZ Curtis															
										Total:		2:32.94		0.00				
2	7	CAN-1	RUSH Lyndon	4.78	=5	16.14	=4	29.87	3	38.58	=3	46.05	=2	51.12	2	+0.23	153.2	95.2
			Le BIHAN Chris	4.72	3	16.00	3	29.73	3	38.43	=3	45.91	3	51.03	2	+0.17	152.4	94.7
			BISSETT David	4.77	=2	16.12	=1	29.90	=2	38.62	2	46.12	2	51.24	2	+0.05	152.1	94.5
			BROWN Lascelles															
										Total:		2:33.39		+0.45				
3	2	GER-1	LANGE Andre	4.73	1	16.04	1	29.75	2	38.53	2	46.05	=2	51.14	=3	+0.25	152.3	94.6
			ROEDIGER Alexander	4.70	1	15.96	1	29.64	2	38.30	2	45.85	2	51.05	3	+0.19	149.8	93.1 SR
			KUSKE Kevin	4.74	1	16.12	=1	29.90	=2	38.63	3	46.15	3	51.29	3	+0.10	151.6	94.2
			PUTZE Martin															
										Total:		2:33.48		+0.54				
4	4	GER-2	FLORSCHUETZ Thomas	4.79	=7	16.17	=6	29.90	=6	38.58	=3	46.06	4	51.14	=3	+0.25	152.7	94.8
			LISTNER Ronny	4.76	=6	16.15	=7	29.94	=10	38.68	12	46.19	=8	51.36	7	+0.50	151.5	94.1
			ADJEI Richard	4.82	6	16.23	6	30.02	6	38.77	5	46.28	4	51.45	4	+0.26	151.5	94.1
			BARUCHA Andreas															
										Total:		2:33.95		+1.01				
5	10	CAN-2	LUEDERS Pierre	4.79	=7	16.17	=6	29.93	8	38.65	=7	46.16	7	51.27	6	+0.38	152.0	94.4
			KRIPPS Justin	4.78	8	16.18	9	29.91	8	38.58	7	46.11	6	51.29	6	+0.43	150.7	93.6
			LUMSDEN Jesse	4.81	5	16.22	5	29.99	=4	38.70	4	46.29	5	51.50	5	+0.31	150.1	93.2
			WRIGHT Neville															
										Total:		2:34.06		+1.12				
6	5	SUI-1	RUEEGG Ivo	4.76	3	16.10	3	29.88	4	38.65	=7	46.19	8	51.31	8	+0.42	151.3	94.0
			LAMPARTER Thomas	4.71	2	16.02	4	29.74	4	38.46	5	45.98	4	51.13	4	+0.27	151.4	94.0
			HEFTI Beat	4.77	=2	16.17	4	29.99	=4	38.86	7	46.49	=8	51.70	=8	+0.51	149.2	92.7
			GRAND Cedric															
										Total:		2:34.14		+1.20				
7	6	GER-3	ANGERER Karl	4.84	10	16.26	=11	30.00	=10	38.68	9	46.14	6	51.18	5	+0.29	153.4	95.3
			MANN Alex	4.79	9	16.23	=10	30.05	14	38.77	14	46.27	13	51.41	10	+0.55	152.0	94.4
			BREDAU Andreas	4.84	8	16.30	9	30.13	8	38.87	8	46.49	=8	51.70	=8	+0.51	149.9	93.1
			BERMBACH Gregor															
										Total:		2:34.29		+1.35				
8	11	RUS-3	POPOV Evgeny	4.85	=11	16.26	=11	30.04	12	38.76	12	46.31	10	51.49	10	+0.60	150.9	93.7
			MOISEYCHENKOV Denis	4.81	10	16.15	=7	29.84	=6	38.50	6	45.99	5	51.16	5	+0.30	151.3	94.0
			YURKOV Andrey	4.87	10	16.34	=10	30.17	11	38.93	9	46.48	7	51.67	7	+0.48	150.6	93.5
			KIREEV Alexey															
										Total:		2:34.32		+1.38				
9	8	RUS-1	ABRAMOVICH Dmitry	4.80	9	16.21	9	29.97	9	38.71	10	46.21	9	51.32	9	+0.43	152.7	94.8
			ORESHNIKOV Roman	4.76	=6	16.10	6	29.84	=6	38.60	8	46.18	7	51.40	9	+0.54	150.4	93.4
			STEPUSHKIN Dmitry	4.83	7	16.27	7	30.14	9	39.00	11	46.60	=11	51.78	11	+0.59	150.6	93.5
			PRUDNIKOV Sergey															
										Total:		2:34.50		+1.56				



RESULTS / RÉSULTATS

SAT 27 FEB 2010 / SAM 27 FEV 2010

Rk	Bib No	Team	Name	Start Time	Rk	Int 1 Rk	Int 2 Rk	Int 3 Rk	Int 4 Rk	Finish Time	Rk	Time Behind	Speed (km/h) (mph)	Rec				
10	19	ITA-1	BERTAZZO Simone	4.91	17	16.41	18	30.15	15	38.87	=14	46.39	13	51.57	13	+0.68	151.6	94.2
			ROMANINI Samuele	4.90	=15	16.33	14	30.00	=12	38.66	11	46.19	=8	51.38	8	+0.52	151.0	93.8
			SANTARSIERO Danilo	4.90	=13	16.35	=12	30.10	7	38.84	6	46.42	6	51.62	6	+0.43	150.3	93.4
			TURRI Mirko															
										Total:		2:34.57		+1.63				
11	12	LAT-1	MASKALANS Edgars	4.87	=14	16.28	=13	30.07	13	38.83	13	46.40	14	51.60	14	+0.71	150.3	93.4
			TULUBJEVS Pavels	4.87	=13	16.26	12	29.93	9	38.62	9	46.19	=8	51.42	=11	+0.56	149.8	93.0
			BROKS Raivis	4.88	=11	16.34	=10	30.15	10	38.97	10	46.60	=11	51.85	12	+0.66	149.1	92.6
			ARHIPOVS Mihails															
										Total:		2:34.87		+1.93				
12	15	CZE-1	DANILEVIC Ivo	4.92	18	16.37	16	30.16	16	38.92	16	46.44	15	51.54	12	+0.65	152.2	94.6
			KOBIAN Jan	4.91	17	16.49	18	30.31	18	39.03	=15	46.58	14	51.72	13	+0.86	151.6	94.2
			SUCHY Dominik	4.94	17	16.43	14	30.25	13	39.01	12	46.58	10	51.76	10	+0.57	151.1	93.9
			STOKLASKA Jan															
										Total:		2:35.02		+2.08				
13	13	USA-3	KOHN Mike	4.86	13	16.28	=13	30.10	14	38.87	=14	46.49	16	51.69	15	+0.80	149.8	93.1
			MORIARTY Jamie	4.86	12	16.27	13	30.00	=12	38.71	13	46.25	11	51.42	=11	+0.56	151.3	94.0
			SCHUFFENHAUER Bill	4.88	=11	16.35	=12	30.36	14	39.25	14	46.87	13	52.10	13	+0.91	150.1	93.3
			CUNNINGHAM Nick															
										Total:		2:35.21		+2.27				
14	16	POL-1	KUPCZYK Dawid	4.87	=14	16.34	15	30.21	17	39.04	18	46.71	=17	51.94	16	+1.05	149.4	92.8
			ZBLEWSKI Michal	4.87	=13	16.36	=15	30.22	15	39.03	=15	46.69	16	51.96	14	+1.10	149.2	92.7
			MROZ Pawel	4.91	=15	16.46	17	30.40	15	39.29	15	47.03	15	52.35	16	+1.16	147.2	91.4
			NIEWIARA Marcin Piotr															
										Total:		2:36.25		+3.31				
15	14	ROU-1	ISTRATE Nicolae	4.93	19	16.46	19	30.41	21	39.24	22	46.85	20	52.05	18	+1.16	150.1	93.2
			DOVALCIUC Ioan Danut	4.90	=15	16.36	=15	30.23	16	39.07	17	46.73	17	52.00	15	+1.14	148.1	92.0
			ANDREI Ionut	4.91	=15	16.44	=15	30.47	17	39.36	=16	47.05	16	52.34	15	+1.15	148.2	92.1
			CRACIUN Florin Cezar															
										Total:		2:36.39		+3.45				
16	25	CZE-2	VRBA Jan	4.90	16	16.39	17	30.27	18	39.08	19	46.72	19	52.00	17	+1.11	149.1	92.6
			VESELY Milos	4.92	18	16.40	17	30.30	17	39.10	18	46.77	18	52.09	16	+1.23	147.9	91.9
			BOHMANN Martin	4.90	=13	16.44	=15	30.42	16	39.36	=16	47.10	17	52.43	17	+1.24	147.3	91.5
			KOZLOVSKY Ondrej															
										Total:		2:36.52		+3.58				
17	24	SRB-1	RADJENOVIC Vuk	5.01	23	16.56	23	30.49	23	39.36	23	47.05	23	52.37	20	+1.48	147.8	91.8
			MATIJEVIC Slobodan	5.08	21	16.72	22	30.60	20	39.44	20	47.10	19	52.40	17	+1.54	147.9	91.9
			SARCEVIC Igor	5.03	18	16.64	18	30.73	19	39.71	19	47.47	19	52.84	19	+1.65	146.1	90.8
			SAVIC Milos															
										Total:		2:37.61		+4.67				
18	20	GBR-1	JACKSON John	4.85	=11	16.23	10	30.00	=10	38.74	11	46.32	=11	51.53	11	+0.64	149.8	93.0
			NWUME Henry Odili	4.85	11	16.23	=10	29.94	=10	38.63	10	46.63	15	54.29	22	+3.43	124.9	77.6
			MONEY Dan	4.86	9	16.29	8	30.22	12	39.13	13	46.90	14	52.24	14	+1.05	146.6	91.1
			CONDON Allyn															
										Total:		2:38.06		+5.12				
19	22	KOR-1	KANG Kwang-Bae	5.11	25	16.76	25	30.84	25	39.74	25	47.42	25	52.76	23	+1.87	148.5	92.2
			KIM Jung-Su	5.09	22	16.68	21	30.63	21	39.46	21	47.15	20	52.53	18	+1.67	147.8	91.8
			LEE Jinhee	5.13	20	16.82	20	30.88	20	39.79	20	47.54	20	52.92	20	+1.73	147.5	91.6
			KIM Donghyun															
										Total:		2:38.21		+5.27				



RESULTS / RÉSULTATS

SAT 27 FEB 2010 / SAM 27 FEV 2010

Rk	Bib No	Team	Name	Start Time	Rk	Int 1 Rk	Int 2 Rk	Int 3 Rk	Int 4 Rk	Finish Time	Rk	Time Behind	Speed (km/h) (mph)	Rec				
20	21	CRO-1	SOLA Ivan	5.03	24	16.60	24	30.56	24	47.17	24	52.58	22	+1.69	146.4	90.9		
			KRAJACIC Slaven	5.04	20	16.63	20	30.64	22	47.27	22	52.69	19	+1.83	146.1	90.8		
			HAKLITS Andras	5.17	21	16.91	21	30.99	21	47.72	21	53.15	21	+1.96	146.3	90.9		
			MARIC Igor															
										Total:		2:38.42		+5.48				
21	23	JPN-1	SUZUKI Hiroshi	5.00	22	16.54	22	30.42	22	39.23	21	46.86	21	52.09	19	+1.20	149.3	92.7
			MIYAUCHI Masaru	5.03	19	16.56	19	30.42	19	39.27	19	47.17	21	54.16	21	+3.30	130.6	81.1
			DOIGAWA Shinji	5.04	19	16.65	19	30.64	18	39.53	18	47.19	18	52.53	18	+1.34	148.6	92.3
			KOBAYASHI Ryuichi															
										Total:		2:38.78		+5.84				
3	USA-2	NAPIER John	4.77	4	16.14	=4	29.89	5	38.59	6	46.13	5	51.30	7	+0.41	151.1	93.9	
		BERKELEY Charles	4.74	5	16.06	5	29.76	5	38.43	=3	46.26	12	53.41	20	+2.55	130.6	81.1	
		LANGTON Steven																
		FOGT Christopher																
										Total:		DNS						
9	RUS-2	ZUBKOV Aleksandr	4.78	=5	16.17	=6	29.90	=6	38.58	=3	46.32	=11	52.52	21	+1.63	137.6	85.5	
		EGOROV Philipp																
		TRUNENKOV Dmitry																
		MOISEEV Petr																
										Total:		DNS						
17	AUT-1	STAMPFER Wolfgang	4.96	20	16.48	=20	30.29	19	38.99	17	46.71	=17	53.64	24	+2.75	133.4	82.9	
		WIPLINGER Johannes																
		MAYER Juergen																
		HACKL Christian																
										Total:		DNS						
18	SVK-1	JAGNESAK Milan	4.97	21	16.48	=20	30.36	20	39.15	20	47.03	22	55.25	25	+4.36	124.3	77.2	
		TESOVIC Martin																
		NAROVEC Petr																
		LOPUCHOVSKY Marcel																
										Total:		DNS						

NOTES

In the listing of team names, the pilot is always shown first.

LEGEND

= Equal sign indicates that two or more teams share the same rank

DNS Did not start

Int Intermediate time

No Number

Rec Record

Rk Rank

SR Start record

TR Track record



START LIST / LISTE DE DÉPART

SAT 27 FEB 2010 / SAM 27 FEV 2010 START TIME / DÉBUT 14:45

	Start Record		Track Record	
Time	4.70 sec		50.86 sec	
Date	26 FEB 2010		26 FEB 2010	
NOC Code/ Names	GER	LANGE Andre, ROEDIGER Alexander, KUSKE Kevin, PUTZE Martin	USA	HOLCOMB Steven, OLSEN Justin, MESLER Steve, TOMASEVICZ Curtis

Start Order	Bib No	Team	Name	Start Time	Time	Total	Rk	Start Time	Int 1	Int 2	Int 3	Int 4	Finish Time	Total Time
1	21	CRO-1	SOLA Ivan	5.03	52.58	2:38.42	20							
			KRAJACIC Slaven	5.04	52.69	+5.48								
			HAKLITS Andras	5.17	53.15									
			MARIC Igor											
2	22	KOR-1	KANG Kwang-Bae	5.11	52.76	2:38.21	19							
			KIM Jung-Su	5.09	52.53	+5.27								
			LEE Jinhee	5.13	52.92									
			KIM Donghyun											
3	20	GBR-1	JACKSON John	4.85	51.53	2:38.06	18							
			NWUME Henry Odili	4.85	54.29	+5.12								
			MONEY Dan	4.86	52.24									
			CONDON Allyn											
4	24	SRB-1	RADJENOVIC Vuk	5.01	52.37	2:37.61	17							
			MATIJEVIC Slobodan	5.08	52.40	+4.67								
			SARCEVIC Igor	5.03	52.84									
			SAVIC Milos											
5	25	CZE-2	VRBA Jan	4.90	52.00	2:36.52	16							
			VESELY Milos	4.92	52.09	+3.58								
			BOHMANN Martin	4.90	52.43									
			KOZLOVSKY Ondrej											
6	14	ROU-1	ISTRATE Nicolae	4.93	52.05	2:36.39	15							
			DOVALCIUC Ioan Danut	4.90	52.00	+3.45								
			ANDREI Ionut	4.91	52.34									
			CRACIUN Florin Cezar											
7	16	POL-1	KUPCZYK Dawid	4.87	51.94	2:36.25	14							
			ZBLEWSKI Michal	4.87	51.96	+3.31								
			MROZ Pawel	4.91	52.35									
			NIEWIARA Marcin Piotr											
8	13	USA-3	KOHN Mike	4.86	51.69	2:35.21	13							
			MORIARTY Jamie	4.86	51.42	+2.27								
			SCHUFFENHAUER Bill	4.88	52.10									
			CUNNINGHAM Nick											
9	15	CZE-1	DANILEVIC Ivo	4.92	51.54	2:35.02	12							
			KOBIAN Jan	4.91	51.72	+2.08								
			SUCHY Dominik	4.94	51.76									
			STOKLASKA Jan											



START LIST / LISTE DE DÉPART

SAT 27 FEB 2010 / SAM 27 FEV 2010 START TIME / DÉBUT 14:45

Start Order	Bib No	Team	Name	Start Time	Time	Total	Rk	Start Time	Int 1	Int 2	Int 3	Int 4	Finish Time	Total Time
10	12	LAT-1	MASKALANS Edgars	4.87	51.60	2:34.87	11							
			TULUBJEVS Pavels	4.87	51.42	+1.93								
			BROKS Raivis	4.88	51.85									
			ARHIPOVS Mihails											
11	19	ITA-1	BERTAZZO Simone	4.91	51.57	2:34.57	10							
			ROMANINI Samuele	4.90	51.38	+1.63								
			SANTARSIERO Danilo	4.90	51.62									
			TURRI Mirko											
12	8	RUS-1	ABRAMOVICH Dmitry	4.80	51.32	2:34.50	9							
			ORESHNIKOV Roman	4.76	51.40	+1.56								
			STEPUSHKIN Dmitry	4.83	51.78									
			PRUDNIKOV Sergey											
13	11	RUS-3	POPOV Evgeny	4.85	51.49	2:34.32	8							
			MOISEYCHENKOV Denis	4.81	51.16	+1.38								
			YURKOV Andrey	4.87	51.67									
			KIREEV Alexey											
14	6	GER-3	ANGERER Karl	4.84	51.18	2:34.29	7							
			MANN Alex	4.79	51.41	+1.35								
			BREDAU Andreas	4.84	51.70									
			BERMBACH Gregor											
15	5	SUI-1	RUEEGG Ivo	4.76	51.31	2:34.14	6							
			LAMPARTER Thomas	4.71	51.13	+1.20								
			HEFTI Beat	4.77	51.70									
			GRAND Cedric											
16	10	CAN-2	LUEDERS Pierre	4.79	51.27	2:34.06	5							
			KRIPPS Justin	4.78	51.29	+1.12								
			LUMSDEN Jesse	4.81	51.50									
			WRIGHT Neville											
17	4	GER-2	FLORSCHUETZ Thomas	4.79	51.14	2:33.95	4							
			LISTNER Ronny	4.76	51.36	+1.01								
			ADJEI Richard	4.82	51.45									
			BARUCHA Andreas											
18	2	GER-1	LANGE Andre	4.73	51.14	2:33.48	3							
			ROEDIGER Alexander	4.70	51.05	+0.54								
			KUSKE Kevin	4.74	51.29									
			PUTZE Martin											
19	7	CAN-1	RUSH Lyndon	4.78	51.12	2:33.39	2							
			Le BIHAN Chris	4.72	51.03	+0.45								
			BISSETT David	4.77	51.24									
			BROWN Lascelles											



START LIST / LISTE DE DÉPART

SAT 27 FEB 2010 / SAM 27 FEV 2010 START TIME / DÉBUT 14:45

Start Order	Bib No	Team	Name	Start Time	Time	Total	Rk	Start Time	Int 1	Int 2	Int 3	Int 4	Finish Time	Total Time
20	1	USA-1	HOLCOMB Steven	4.75	50.89	2:32.94	1							
			OLSEN Justin	4.73	50.86	0.00								
			MESLER Steve	4.77	51.19									
			TOMASEVICZ Curtis											

NOTES

In the listing of team names, the pilot is always shown first.

LEGEND

= Equal sign indicates that two or more teams share the same rank

Int Intermediate time No Number Rk Rank



OFFICIAL RESULTS / RÉSULTATS OFFICIELS

SAT 27 FEB 2010 / SAM 27 FEV 2010

	Start Record				Track Record			
Time	4.70 sec				50.86 sec			
Date	26 FEB 2010				26 FEB 2010			
NOC Code/Names	GER	LANGE Andre, ROEDIGER Alexander, KUSKE Kevin, PUTZE Martin			USA	HOLCOMB Steven, OLSEN Justin, MESLER Steve, TOMASEVICZ Curtis		

Rk	Bib No	Team	Name	Start Time	Rk	Int 1 Rk	Int 2 Rk	Int 3 Rk	Int 4 Rk	Finish Time	Rk	Time Behind	Speed (km/h) (mph)	Rec				
1	1	USA-1	HOLCOMB Steven	4.75	2	16.05	2	29.72	1	38.37	1	45.82	1	50.89	1	0.00	153.0	95.0
			OLSEN Justin	4.73	4	15.98	2	29.61	1	38.24	1	45.73	1	50.86	1	0.00	151.6	94.2 TR
			MESLER Steve	4.77	=2	16.13	3	29.86	1	38.54	1	46.05	1	51.19	1	0.00	151.5	94.1
			TOMASEVICZ Curtis	4.76	=2	16.15	3	30.03	4	38.79	4	46.35	4	51.52	3	+0.16	150.8	93.7
																Total: 3:24.46		0.00
2	2	GER-1	LANGE Andre	4.73	1	16.04	1	29.75	2	38.53	2	46.05	=2	51.14	=3	+0.25	152.3	94.6
			ROEDIGER Alexander	4.70	1	15.96	1	29.64	2	38.30	2	45.85	2	51.05	3	+0.19	149.8	93.1 SR
			KUSKE Kevin	4.74	1	16.12	=1	29.90	=2	38.63	3	46.15	3	51.29	3	+0.10	151.6	94.2
			PUTZE Martin	4.74	1	16.09	1	29.92	1	38.69	1	46.24	1	51.36	1	0.00	151.5	94.1
																Total: 3:24.84		+0.38
3	7	CAN-1	RUSH Lyndon	4.78	=5	16.14	=4	29.87	3	38.58	=3	46.05	=2	51.12	2	+0.23	153.2	95.2
			Le BIHAN Chris	4.72	3	16.00	3	29.73	3	38.43	=3	45.91	3	51.03	2	+0.17	152.4	94.7
			BISSETT David	4.77	=2	16.12	=1	29.90	=2	38.62	2	46.12	2	51.24	2	+0.05	152.1	94.5
			BROWN Lascelles	4.76	=2	16.13	2	29.98	2	38.75	3	46.31	2	51.46	2	+0.10	151.3	94.0
																Total: 3:24.85		+0.39
4	4	GER-2	FLORSCHUETZ Thomas	4.79	=7	16.17	=6	29.90	=6	38.58	=3	46.06	4	51.14	=3	+0.25	152.7	94.8
			LISTNER Ronny	4.76	=6	16.15	=7	29.94	=10	38.68	12	46.19	=8	51.36	7	+0.50	151.5	94.1
			ADJEI Richard	4.82	6	16.23	6	30.02	6	38.77	5	46.28	4	51.45	4	+0.26	151.5	94.1
			BARUCHA Andreas	4.78	6	16.20	6	30.04	5	38.86	=5	46.45	6	51.63	6	+0.27	150.9	93.7
																Total: 3:25.58		+1.12
5	10	CAN-2	LUEDERS Pierre	4.79	=7	16.17	=6	29.93	8	38.65	=7	46.16	7	51.27	6	+0.38	152.0	94.4
			KRIPPS Justin	4.78	8	16.18	9	29.91	8	38.58	7	46.11	6	51.29	6	+0.43	150.7	93.6
			LUMSDEN Jesse	4.81	5	16.22	5	29.99	=4	38.70	4	46.29	5	51.50	5	+0.31	150.1	93.2
			WRIGHT Neville	4.76	=2	16.17	=4	29.99	3	38.74	2	46.34	3	51.54	4	+0.18	150.3	93.4
																Total: 3:25.60		+1.14
6	5	SUI-1	RUEEGG Ivo	4.76	3	16.10	3	29.88	4	38.65	=7	46.19	8	51.31	8	+0.42	151.3	94.0
			LAMPARTER Thomas	4.71	2	16.02	4	29.74	4	38.46	5	45.98	4	51.13	4	+0.27	151.4	94.0
			HEFTI Beat	4.77	=2	16.17	4	29.99	=4	38.86	7	46.49	=8	51.70	=8	+0.51	149.2	92.7
			GRAND Cedric	4.77	5	16.17	=4	30.05	6	38.86	=5	46.42	5	51.57	5	+0.21	151.6	94.2
																Total: 3:25.71		+1.25
7	6	GER-3	ANGERER Karl	4.84	10	16.26	=11	30.00	=10	38.68	9	46.14	6	51.18	5	+0.29	153.4	95.3
			MANN Alex	4.79	9	16.23	=10	30.05	14	38.77	14	46.27	13	51.41	10	+0.55	152.0	94.4
			BREDAU Andreas	4.84	8	16.30	9	30.13	8	38.87	8	46.49	=8	51.70	=8	+0.51	149.9	93.1
			BERMBACH Gregor	4.82	=8	16.27	=9	30.16	11	38.98	=10	46.60	11	51.77	9	+0.41	150.1	93.3
																Total: 3:26.06		+1.60



OFFICIAL RESULTS / RÉSULTATS OFFICIELS

SAT 27 FEB 2010 / SAM 27 FEV 2010

Rk	Bib No	Team	Name	Start Time	Rk	Int 1 Rk	Int 2 Rk	Int 3 Rk	Int 4 Rk	Finish Time	Rk	Time Behind	Speed (km/h) (mph)	Rec				
8	11	RUS-3	POPOV Evgeny	4.85	=11	16.26	=11	30.04	12	38.76	12	46.31	10	51.49	10	+0.60	150.9	93.7
			MOISEYCHENKOV Denis	4.81	10	16.15	=7	29.84	=6	38.50	6	45.99	5	51.16	5	+0.30	151.3	94.0
			YURKOV Andrey	4.87	10	16.34	=10	30.17	11	38.93	9	46.48	7	51.67	7	+0.48	150.6	93.5
			KIRIEEV Alexey	4.84	10	16.27	=9	30.13	9	38.94	9	46.57	10	51.81	11	+0.45	149.4	92.8
										Total:		3:26.13				+1.67		
9	19	ITA-1	BERTAZZO Simone	4.91	17	16.41	18	30.15	15	38.87	=14	46.39	13	51.57	13	+0.68	151.6	94.2
			ROMANINI Samuele	4.90	=15	16.33	14	30.00	=12	38.66	11	46.19	=8	51.38	8	+0.52	151.0	93.8
			SANTARSIERO Danilo	4.90	=13	16.35	=12	30.10	7	38.84	6	46.42	6	51.62	6	+0.43	150.3	93.4
			TURRI Mirko	4.86	12	16.30	11	30.11	8	38.88	=7	46.47	7	51.68	7	+0.32	150.2	93.3
										Total:		3:26.25				+1.79		
9	8	RUS-1	ABRAMOVICH Dmitry	4.80	9	16.21	9	29.97	9	38.71	10	46.21	9	51.32	9	+0.43	152.7	94.8
			ORESHNIKOV Roman	4.76	=6	16.10	6	29.84	=6	38.60	8	46.18	7	51.40	9	+0.54	150.4	93.4
			STEPUSHKIN Dmitry	4.83	7	16.27	7	30.14	9	39.00	11	46.60	=11	51.78	11	+0.59	150.6	93.5
			PRUDNIKOV Sergey	4.80	7	16.24	8	30.14	10	38.98	=10	46.56	9	51.75	8	+0.39	150.8	93.7
										Total:		3:26.25				+1.79		
11	12	LAT-1	MASKALANS Edgars	4.87	=14	16.28	=13	30.07	13	38.83	13	46.40	14	51.60	14	+0.71	150.3	93.4
			TULUBEVS Paveļs	4.87	=13	16.26	12	29.93	9	38.62	9	46.19	=8	51.42	=11	+0.56	149.8	93.0
			BROKS Raivis	4.88	=11	16.34	=10	30.15	10	38.97	10	46.60	=11	51.85	12	+0.66	149.1	92.6
			ARHIPOVS Mihails	4.82	=8	16.23	7	30.07	7	38.88	=7	46.52	8	51.78	10	+0.42	148.8	92.5
										Total:		3:26.65				+2.19		
12	15	CZE-1	DANILEVIC Ivo	4.92	18	16.37	16	30.16	16	38.92	16	46.44	15	51.54	12	+0.65	152.2	94.6
			KOBIAN Jan	4.91	17	16.49	18	30.31	18	39.03	=15	46.58	14	51.72	13	+0.86	151.6	94.2
			SUCHY Dominik	4.94	17	16.43	14	30.25	13	39.01	12	46.58	10	51.76	10	+0.57	151.1	93.9
			STOKLASKA Jan	4.90	=14	16.39	15	30.26	12	39.07	12	46.73	12	51.96	12	+0.60	149.5	92.9
										Total:		3:26.98				+2.52		
13	13	USA-3	KOHN Mike	4.86	13	16.28	=13	30.10	14	38.87	=14	46.49	16	51.69	15	+0.80	149.8	93.1
			MORIARTY Jamie	4.86	12	16.27	13	30.00	=12	38.71	13	46.25	11	51.42	=11	+0.56	151.3	94.0
			SCHUFFENHAUER Bill	4.88	=11	16.35	=12	30.36	14	39.25	14	46.87	13	52.10	13	+0.91	150.1	93.3
			CUNNINGHAM Nick	4.85	11	16.32	12	30.32	14	39.20	14	46.86	14	52.11	13	+0.75	148.7	92.4
										Total:		3:27.32				+2.86		
14	16	POL-1	KUPCZYK Dawid	4.87	=14	16.34	15	30.21	17	39.04	18	46.71	=17	51.94	16	+1.05	149.4	92.8
			ZBLEWSKI Michal	4.87	=13	16.36	=15	30.22	15	39.03	=15	46.69	16	51.96	14	+1.10	149.2	92.7
			MROZ Pawel	4.91	=15	16.46	17	30.40	15	39.29	15	47.03	15	52.35	16	+1.16	147.2	91.4
			NIEWIARA Marcin Piotr	4.89	13	16.38	=13	30.33	15	39.25	15	46.97	15	52.28	15	+0.92	147.9	91.9
										Total:		3:28.53				+4.07		
15	14	ROU-1	ISTRATE Nicolae	4.93	19	16.46	19	30.41	21	39.24	22	46.85	20	52.05	18	+1.16	150.1	93.2
			DOVALCIUC Ioan Danut	4.90	=15	16.36	=15	30.23	16	39.07	17	46.73	17	52.00	15	+1.14	148.1	92.0
			ANDREI Ionut	4.91	=15	16.44	=15	30.47	17	39.36	=16	47.05	16	52.34	15	+1.15	148.2	92.1
			CRACIUN Florin Cezar	4.92	16	16.49	=16	30.49	16	39.42	16	47.16	16	52.50	16	+1.14	147.0	91.3
										Total:		3:28.89				+4.43		



OFFICIAL RESULTS / RÉSULTATS OFFICIELS

SAT 27 FEB 2010 / SAM 27 FEV 2010


Rk	Bib No	Team	Name	Start Time	Rk	Int 1 Rk	Int 2 Rk	Int 3 Rk	Int 4 Rk	Finish Time	Rk	Time Behind	Speed (km/h) (mph)	Rec				
16	25	CZE-2	VRBA Jan	4.90	16	16.39	17	30.27	18	39.08	19	46.72	19	52.00	17	+1.11	149.1	92.6
			VESELY Milos	4.92	18	16.40	17	30.30	17	39.10	18	46.77	18	52.09	16	+1.23	147.9	91.9
			BOHMANN Martin	4.90	=13	16.44	=15	30.42	16	39.36	=16	47.10	17	52.43	17	+1.24	147.3	91.5
			KOZLOVSKY Ondrej	4.93	17	16.49	=16	30.53	17	39.49	17	47.26	17	52.61	17	+1.25	147.0	91.3
										Total:		3:29.13				+4.67		
17	20	GBR-1	JACKSON John	4.85	=11	16.23	10	30.00	=10	38.74	11	46.32	=11	51.53	11	+0.64	149.8	93.0
			NWUME Henry Odili	4.85	11	16.23	=10	29.94	=10	38.63	10	46.63	15	54.29	22	+3.43	124.9	77.6
			MONEY Dan	4.86	9	16.29	8	30.22	12	39.13	13	46.90	14	52.24	14	+1.05	146.6	91.1
			CONDON Allyn	4.90	=14	16.38	=13	30.28	13	39.12	13	46.84	13	52.15	14	+0.79	147.4	91.6
										Total:		3:30.21				+5.75		
18	24	SRB-1	RADJENOVIC Vuk	5.01	23	16.56	23	30.49	23	39.36	23	47.05	23	52.37	20	+1.48	147.8	91.8
			MATIJEVIC Slobodan	5.08	21	16.72	22	30.60	20	39.44	20	47.10	19	52.40	17	+1.54	147.9	91.9
			SARCEVIC Igor	5.03	18	16.64	18	30.73	19	39.71	19	47.47	19	52.84	19	+1.65	146.1	90.8
			SAVIC Milos	5.01	18	16.63	18	30.72	18	39.68	18	47.42	18	52.74	18	+1.38	147.0	91.3
										Total:		3:30.35				+5.89		
19	22	KOR-1	KANG Kwang-Bae	5.11	25	16.76	25	30.84	25	39.74	25	47.42	25	52.76	23	+1.87	148.5	92.2
			KIM Jung-Su	5.09	22	16.68	21	30.63	21	39.46	21	47.15	20	52.53	18	+1.67	147.8	91.8
			LEE Jinhee	5.13	20	16.82	20	30.88	20	39.79	20	47.54	20	52.92	20	+1.73	147.5	91.6
			KIM Donghyun	5.18	20	16.89	20	30.98	20	39.91	19	47.60	19	52.92	19	+1.56	148.6	92.3
										Total:		3:31.13				+6.67		
20	21	CRO-1	SOLA Ivan	5.03	24	16.60	24	30.56	24	39.45	24	47.17	24	52.58	22	+1.69	146.4	90.9
			KRAJACIC Slaven	5.04	20	16.63	20	30.64	22	39.55	22	47.27	22	52.69	19	+1.83	146.1	90.8
			HAKLITS Andras	5.17	21	16.91	21	30.99	21	39.94	21	47.72	21	53.15	21	+1.96	146.3	90.9
			MARIC Igor	5.11	19	16.83	19	30.97	19	39.94	20	47.71	20	53.11	20	+1.75	146.6	91.1
										Total:		3:31.53				+7.07		
21	23	JPN-1	SUZUKI Hiroshi	5.00	22	16.54	22	30.42	22	39.23	21	46.86	21	52.09	19	+1.20	149.3	92.7
			MIYAUCHI Masaru	5.03	19	16.56	19	30.42	19	39.27	19	47.17	21	54.16	21	+3.30	130.6	81.1
			DOIGAWA Shinji	5.04	19	16.65	19	30.64	18	39.53	18	47.19	18	52.53	18	+1.34	148.6	92.3
			KOBAYASHI Ryuichi															
										Total:		2:38.78						
3	USA-2		NAPIER John	4.77	4	16.14	=4	29.89	5	38.59	6	46.13	5	51.30	7	+0.41	151.1	93.9
			BERKELEY Charles	4.74	5	16.06	5	29.76	5	38.43	=3	46.26	12	53.41	20	+2.55	130.6	81.1
			LANGTON Steven											DNS				
			FOGT Christopher											DNS				
										Total:		DNS						
9	RUS-2		ZUBKOV Aleksandr	4.78	=5	16.17	=6	29.90	=6	38.58	=3	46.32	=11	52.52	21	+1.63	137.6	85.5
			EGOROV Philipp											DNS				
			TRUNENKOV Dmitry											DNS				
			MOISEEV Petr											DNS				
										Total:		DNS						
17	AUT-1		STAMPFER Wolfgang	4.96	20	16.48	=20	30.29	19	38.99	17	46.71	=17	53.64	24	+2.75	133.4	82.9
			WIPLINGER Johannes											DNS				
			MAYER Juergen											DNS				
			HACKL Christian											DNS				
										Total:		DNS						




OFFICIAL RESULTS / RÉSULTATS OFFICIELS

SAT 27 FEB 2010 / SAM 27 FEV 2010

Rk	Bib No	Team	Name	Start Time	Rk	Int 1 Rk	Int 2 Rk	Int 3 Rk	Int 4 Rk	Finish Time	Rk	Time Behind	Speed (km/h) (mph)	Rec
18	SVK-1	JAGNESAK Milan		4.97	21	16.48 =20	30.36 20	39.15 20	47.03 22	55.25	25	+4.36	124.3 77.2	
		TESOVIC Martin								DNS				
		NAROVEC Petr												
		LOPUCHOVSKY Marcel												
									Total:	DNS				



Race Director



Jury President

NOTES

In the listing of team names, the pilot is always shown first. The above results do not reflect possible disqualifications due to material check or doping.

LEGEND

= Equal sign indicates that two or more teams share the same rank

DNS Did not start

Int Intermediate time

No Number

Rec Record

Rk Rank

SR Start record

TR Track record



COMPETITION DATA / DONNÉES DE COMPÉTITION

SAT 27 FEB 2010 / SAM 27 FEV 2010

	Start Time	End Time
Heat 3	13:00	13:49
Heat 4	14:45	15:33

Track Records Prior to the Games				
	Start Record		Track Record	
Time	4.76		50.97	
Date	7 FEB 2009		7 FEB 2009	
NOC Code/ Names	USA	HOLCOMB Steven, OLSEN Justin, MESLER Steve, TOMASEVICZ Curtis	LAT	MININS Janis, DREISKENS Daumants, MELBARDIS Oskars, DAMBIS Intars

New Track Records				
Team	Crew	Start Record	Track Record	Heat Number
USA-1	HOLCOMB Steven, OLSEN Justin, MESLER Steve, TOMASEVICZ Curtis	4.75		1
USA-1	HOLCOMB Steven, OLSEN Justin, MESLER Steve, TOMASEVICZ Curtis		50.89	1
GER-1	LANGE Andre, ROEDIGER Alexander, KUSKE Kevin, PUTZE Martin	4.73		1
SUI-1	RUEEGG Ivo, LAMPARTER Thomas, HEFTI Beat, GRAND Cedric	4.71		2
GER-1	LANGE Andre, ROEDIGER Alexander, KUSKE Kevin, PUTZE Martin	4.70		2
USA-1	HOLCOMB Steven, OLSEN Justin, MESLER Steve, TOMASEVICZ Curtis		50.86	2

Weather Conditions									
	12:30	13:00	13:30	14:00	14:30	15:00	15:30		
Overall Weather Conditions	Rain	Cloudy	Cloudy	Cloudy	Cloudy	Cloudy	Cloudy		
Air Temperature (°C/F)	2.5/36.5	3.7/38.6	3.8/38.8	4.7/40.4	4.1/39.3	3.6/38.4	3.7/38.6		
Ice Temperature (°C/F)	0.0/32.0	-0.2/31.6	-0.2/31.6	-0.2/31.6	-0.2/31.6	-0.2/31.6	-0.4/31.2		
Humidity	92	89	84	82	89	92	90		
Wind Direction	N	N	W	NW	NNW	N	E		
Wind Speed (m/s)	0.5	0.5	0.5	0.5	1.5	0.5	1.0		
Precipitation Accumulation (cm/in per hour)	/	/	/	/	/	/	/		

List of Officials			
FIBT President	STOREY Robert	FIBT Secretary General	GARDELLA Ermanno
Technical Delegate	WERTH Georg	Technical Delegate	GUDZOWSKY Terry
President of the Jury	SCHULTE Manfred	Member of the Jury	CARLINO Anthony
Member of the Jury	SORAVIA Fausto	Member of the Jury	HAIDER Maria
Member of the Jury	KILBURN Joseph	Jury Assistant	HELL Peter
Jury Assistant	ZHURKIN Sergey	Technical Official	SENNHAUSER Walter
Technical Official	PANAITESCU Dragos	Technical Official	CUNEO Robert
Technical Official	MENARDI Diego	Technical Official	GIGACHER Hermann
Race Director	WOLF Astrid	Chief of the Track	SEITZ Tracy

Jury Decisions									
	Heat:	Bib:	Team	Heat:	Bib:	Team	Heat:	Bib:	Team
Explanation	None								

LEGEND			
E	East	N	North
W	West	NNW	North-North-West
		NW	North-West



RECORDS / RECORDS

As of SAT 27 FEB 2010 / En date du SAM 27 FEV 2010

Prior to the Games

Team Names	NOC Code	Start Record	Track Record	Date	Competition
HOLCOMB Steven, OLSEN Justin, MESLER Steve, TOMASEVICS Curtis	USA	4.76		7 FEB 2009	World Cup
MININS Janis, DREISKENS Daumants, MELBARDIS Oskars, DAMBIS Intars	LAT		50.97	7 FEB 2009	World Cup

During the Games

Team Names	Team	Start Record	Track Record	Date	Heat Number
HOLCOMB Steven, OLSEN Justin, MESLER Steve, TOMASEVICZ Curtis	USA-1	4.75		26 FEB 2010	1
HOLCOMB Steven, OLSEN Justin, MESLER Steve, TOMASEVICZ Curtis	USA-1		50.89	26 FEB 2010	1
LANGE Andre, ROEDIGER Alexander, KUSKE Kevin, PUTZE Martin	GER-1	4.73		26 FEB 2010	1
RUEEGG Ivo, LAMPARTER Thomas, HEFTI Beat, GRAND Cedric	SUI-1	4.71		26 FEB 2010	2
LANGE Andre, ROEDIGER Alexander, KUSKE Kevin, PUTZE Martin	GER-1	4.70		26 FEB 2010	2
HOLCOMB Steven, OLSEN Justin, MESLER Steve, TOMASEVICZ Curtis	USA-1		50.86	26 FEB 2010	2

NOTES

In the listing of team names, the pilot is always shown first.



PERFORMANCE ANALYSIS / ANALYSE DE LA PERFORMANCE

SAT 27 FEB 2010 / SAM 27 FEV 2010

	Start Record				Track Record			
Time	4.70 sec				50.86 sec			
Date	26 FEB 2010				26 FEB 2010			
NOC Code/Names	GER	LANGE Andre, ROEDIGER Alexander, KUSKE Kevin, PUTZE Martin			USA	HOLCOMB Steven, OLSEN Justin, MESLER Steve, TOMASEVICZ Curtis		

Rk	Bib No	Team	Name	Start Time	Rk	S-1 Rk	1-2 Rk	2-3 Rk	3-4 Rk	4-F Rk	Finish Time	Rk	Time Behind	Speed (km/h) (mph)					
1	1	USA-1	HOLCOMB Steven	4.75	2	11.30	1	13.67	1	8.65	1	7.45	1	5.07 =2	50.89	1	0.00	153.0	95.0
			OLSEN Justin	4.73	4	11.25	1	13.63	1	8.63	1	7.49 =2	2	5.13	50.86	1	0.00	151.6	94.2
			MESLER Steve	4.77	=2	11.36	2	13.73	1	8.68	1	7.51 =2	1	5.14 =2	51.19	1	0.00	151.5	94.1
			TOMASEVICZ Curtis	4.76	=2	11.39	3	13.88	=9	8.76	2	7.56 =2	3	5.17 =4	51.52	3	+0.16	150.8	93.7
			Total:												3:24.46			0.00	
2	2	GER-1	LANGE Andre	4.73	1	11.31	2	13.71	2	8.78	17	7.52 =7	5	5.09	51.14	=3	+0.25	152.3	94.6
			ROEDIGER Alexander	4.70	1	11.26	2	13.68	4	8.66	=2	7.55=10	11	5.20	51.05	3	+0.19	149.8	93.1
			KUSKE Kevin	4.74	1	11.38	3	13.78	=4	8.73	4	7.52	4	5.14 =2	51.29	3	+0.10	151.6	94.2
			PUTZE Martin	4.74	1	11.35	1	13.83	3	8.77	=3	7.55	1	5.12	51.36	1	0.00	151.5	94.1
			Total:												3:24.84			+0.38	
3	7	CAN-1	RUSH Lyndon	4.78	=5	11.36	4	13.73	=3	8.71	7	7.47	3	5.07 =2	51.12	2	+0.23	153.2	95.2
			Le BIHAN Chris	4.72	3	11.28	3	13.73	=9	8.70	9	7.48	1	5.12	51.03	2	+0.17	152.4	94.7
			BISSETT David	4.77	=2	11.35	1	13.78	=4	8.72	3	7.50	1	5.12	51.24	2	+0.05	152.1	94.5
			BROWN Lascelles	4.76	=2	11.37	2	13.85	6	8.77	=3	7.56 =2	2	5.15 =2	51.46	2	+0.10	151.3	94.0
			Total:												3:24.85			+0.39	
4	4	GER-2	FLORSCHUETZ Thomas	4.79	=7	11.38	=6	13.73	=3	8.68	=2	7.48	4	5.08	51.14	=3	+0.25	152.7	94.8
			LISTNER Ronny	4.76	=6	11.39	=9	13.79	13	8.74	14	7.51	5	5.17 =6	51.36	7	+0.50	151.5	94.1
			ADJEI Richard	4.82	6	11.41	=5	13.79	6	8.75	7	7.51 =2	4	5.17	51.45	4	+0.26	151.5	94.1
			BARUCHA Andreas	4.78	6	11.42	7	13.84	=4	8.82=10	7.59	=6	5.18	6	51.63	6	+0.27	150.9	93.7
			Total:												3:25.58			+1.12	
5	10	CAN-2	LUEDERS Pierre	4.79	=7	11.38	=6	13.76	=9	8.72	=8	7.51	6	5.11 =7	51.27	6	+0.38	152.0	94.4
			KRIPPS Justin	4.78	8	11.40	11	13.73	=9	8.67	=5	7.53 =7	9	5.18	51.29	6	+0.43	150.7	93.6
			LUMSDEN Jesse	4.81	5	11.41	=5	13.77	3	8.71	2	7.59	8	5.21 =9	51.50	5	+0.31	150.1	93.2
			WRIGHT Neville	4.76	=2	11.41	=5	13.82	2	8.75	1	7.60	8	5.20	51.54	4	+0.18	150.3	93.4
			Total:												3:25.60			+1.14	
6	5	SUI-1	RUEEGG Ivo	4.76	3	11.34	3	13.78	=12	8.77	=15	7.54=10	9	5.12	51.31	8	+0.42	151.3	94.0
			LAMPARTER Thomas	4.71	2	11.31	4	13.72	8	8.72	=11	7.52	6	5.15	51.13	4	+0.27	151.4	94.0
			HEFTI Beat	4.77	=2	11.40	4	13.82	=8	8.87	12	7.63=12	9	5.21 =9	51.70	=8	+0.51	149.2	92.7
			GRAND Cedric	4.77	5	11.40	4	13.88	=9	8.81	=6	7.56 =2	5	5.15 =2	51.57	5	+0.21	151.6	94.2
			Total:												3:25.71			+1.25	
7	6	GER-3	ANGERER Karl	4.84	10	11.42	=13	13.74	=6	8.68	=2	7.46	2	5.04	51.18	5	+0.29	153.4	95.3
			MANN Alex	4.79	9	11.44	14	13.82	=14	8.72	=11	7.50	4	5.14 =3	51.41	10	+0.55	152.0	94.4
			BREDAU Andreas	4.84	8	11.46	=10	13.83	=10	8.74	=5	7.62=10	9	5.21 =9	51.70	=8	+0.51	149.9	93.1
			BERMBACH Gregor	4.82	=8	11.45	11	13.89	11	8.82	=10	7.62	9	5.17 =4	51.77	9	+0.41	150.1	93.3
			Total:												3:26.06			+1.60	



PERFORMANCE ANALYSIS / ANALYSE DE LA PERFORMANCE

SAT 27 FEB 2010 / SAM 27 FEV 2010

Rk	Bib No	Team	Name	Start Time	Rk	S-1 Rk	1-2 Rk	2-3 Rk	3-4 Rk	4-F Rk	Finish Time	Rk	Time Behind	Speed (km/h) (mph)	
8	11	RUS-3	POPOV Evgeny	4.85=11	11.41=10	13.78=12	8.72=8	7.55=12	5.18=11	51.49	10	+0.60	150.9	93.7	
			MOISEYCHENKOV Denis	4.81	10	11.34=6	13.69=5	8.66=2	7.49=2	5.17=6	51.16	5	+0.30	151.3	94.0
			YURKOV Andrey	4.87	10	11.47=12	13.83=10	8.76=8	7.55=5	5.19=7	51.67	7	+0.48	150.6	93.5
			KIRIEEV Alexey	4.84	10	11.43=8	13.86=7	8.81=6	7.63=10	5.24=11	51.81	11	+0.45	149.4	92.8
			Total:								3:26.13		+1.67		
9	19	ITA-1	BERTAZZO Simone	4.91	17	11.50=18	13.74=6	8.72=8	7.52=7	5.18=11	51.57	13	+0.68	151.6	94.2
			ROMANINI Samuele	4.90=15	11.43=13	13.67=2	8.66=2	7.53=7	5.19=10	51.38	8	+0.52	151.0	93.8	
			SANTARSIERO Danilo	4.90=13	11.45=9	13.75=2	8.74=5	7.58=7	5.20=8	51.62	6	+0.43	150.3	93.4	
			TURRI Mirko	4.86	12	11.44=9	13.81=1	8.77=3	7.59=6	5.21=9	51.68	7	+0.32	150.2	93.3
			Total:								3:26.25		+1.79		
9	8	RUS-1	ABRAMOVICH Dmitry	4.80	9	11.41=10	13.76=9	8.74=11	7.50=5	5.11=7	51.32	9	+0.43	152.7	94.8
			ORESHNIKOV Roman	4.76=6	11.34=6	13.74=12	8.76=15	7.58=13	5.22=12	51.40	9	+0.54	150.4	93.4	
			STEPUSHKIN Dmitry	4.83	7	11.44=8	13.87=12	8.86=11	7.60=9	5.18=5	51.78	11	+0.59	150.6	93.5
			PRUDNIKOV Sergey	4.80	7	11.44=9	13.90=12	8.84=12	7.58=5	5.19=7	51.75	8	+0.39	150.8	93.7
			Total:								3:26.25		+1.79		
11	12	LAT-1	MASKALANS Edgars	4.87=14	11.41=10	13.79=14	8.76=13	7.57=13	5.20=13	51.60	14	+0.71	150.3	93.4	
			TULUBEVS Pavels	4.87=13	11.39=9	13.67=2	8.69=7	7.57=12	5.23=13	51.42=11	11	+0.56	149.8	93.0	
			BROKS Raivis	4.88=11	11.46=10	13.81=7	8.82=10	7.63=12	5.25=13	51.85	12	+0.66	149.1	92.6	
			ARHIPOVS Mihails	4.82=8	11.41=5	13.84=4	8.81=6	7.64=11	5.26=13	51.78	10	+0.42	148.8	92.5	
			Total:								3:26.65		+2.19		
12	15	CZE-1	DANILEVIC Ivo	4.92	18	11.45=15	13.79=14	8.76=13	7.52=7	5.10=6	51.54	12	+0.65	152.2	94.6
			KOBIAN Jan	4.91	17	11.58=19	13.82=14	8.72=11	7.55=10	5.14=3	51.72	13	+0.86	151.6	94.2
			SUCHY Dominik	4.94	17	11.49=14	13.82=8	8.76=8	7.57=6	5.18=5	51.76	10	+0.57	151.1	93.9
			STOKLASKA Jan	4.90=14	11.49=14	13.87=8	8.81=6	7.66=12	5.23=10	51.96	12	+0.60	149.5	92.9	
			Total:								3:26.98		+2.52		
13	13	USA-3	KOHN Mike	4.86	13	11.42=13	13.82=17	8.77=15	7.62=16	5.20=13	51.69	15	+0.80	149.8	93.1
			MORIARTY Jamie	4.86	12	11.41=12	13.73=9	8.71=10	7.54=9	5.17=6	51.42=11	11	+0.56	151.3	94.0
			SCHUFFENHAUER Bill	4.88=11	11.47=12	14.01=17	8.89=13	7.62=10	5.23=12	52.10	13	+0.91	150.1	93.3	
			CUNNINGHAM Nick	4.85	11	11.47=12	14.00=15	8.88=14	7.66=12	5.25=12	52.11	13	+0.75	148.7	92.4
			Total:								3:27.32		+2.86		
14	16	POL-1	KUPCZYK Dawid	4.87=14	11.47=16	13.87=18	8.83=21	7.67=19	5.23=17	51.94	16	+1.05	149.4	92.8	
			ZBLEWSKI Michal	4.87=13	11.49=17	13.86=16	8.81=17	7.66=14	5.27=14	51.96	14	+1.10	149.2	92.7	
			MROZ Pawel	4.91=15	11.55=17	13.94=14	8.89=13	7.74=16	5.32=15	52.35	16	+1.16	147.2	91.4	
			NIEWIARA Marcin Piotr	4.89	13	11.49=14	13.95=14	8.92=15	7.72=15	5.31=14	52.28	15	+0.92	147.9	91.9
			Total:								3:28.53		+4.07		
15	14	ROU-1	ISTRATE Nicolae	4.93	19	11.53=21	13.95=23	8.83=21	7.61=15	5.20=13	52.05	18	+1.16	150.1	93.2
			DOVALCIUC Ioan Danut	4.90=15	11.46=15	13.87=18	8.84=19	7.66=14	5.27=14	52.00	15	+1.14	148.1	92.0	
			ANDREI Ionut	4.91=15	11.53=15	14.03=18	8.89=13	7.69=15	5.29=14	52.34	15	+1.15	148.2	92.1	
			CRACIUN Florin Cezar	4.92	16	11.57=17	14.00=15	8.93=16	7.74=17	5.34=18	52.50	16	+1.14	147.0	91.3
			Total:								3:28.89		+4.43		



PERFORMANCE ANALYSIS / ANALYSE DE LA PERFORMANCE

SAT 27 FEB 2010 / SAM 27 FEV 2010

Rk	Bib No	Team	Name	Start Time	Rk	S-1 Rk	1-2 Rk	2-3 Rk	3-4 Rk	4-F Rk	Finish Time	Rk	Time Behind	Speed (km/h)	(mph)	
16	25	CZE-2	VRBA Jan	4.90	16	11.49	17	13.88 =19	8.81 =19	7.64 18	5.28 19	52.00	17	+1.11	149.1	92.6
			VESELY Milos	4.92	18	11.48	16	13.90 20	8.80 16	7.67 17	5.32 17	52.09	16	+1.23	147.9	91.9
			BOHMANN Martin	4.90 =13	11.54	16	13.98 15	8.94 19	7.74 =16	5.33 16	52.43	17	+1.24	147.3	91.5	
			KOZLOVSKY Ondrej	4.93	17	11.56	16	14.04 17	8.96 =18	7.77 =19	5.35 19	52.61	17	+1.25	147.0	91.3
			Total:								3:29.13		+4.67			
17	20	GBR-1	JACKSON John	4.85 =11	11.38	=6	13.77 11	8.74 =11	7.58 14	5.21 16	51.53	11	+0.64	149.8	93.0	
			NWUME Henry Odili	4.85	11	11.38	8	13.71 7	8.69 =7	8.00 22	7.66 22	54.29	22	+3.43	124.9	77.6
			MONEY Dan	4.86	9	11.43	7	13.93 13	8.91 =17	7.77 20	5.34 =17	52.24	14	+1.05	146.6	91.1
			CONDON Allyn	4.90 =14	11.48	13	13.90 =12	8.84 =12	7.72 =15	5.31 =14	52.15	14	+0.79	147.4	91.6	
			Total:								3:30.21		+5.75			
18	24	SRB-1	RADJENOVIC Vuk	5.01	23	11.55	23	13.93 22	8.87 23	7.69 21	5.32 20	52.37	20	+1.48	147.8	91.8
			MATIJEVIC Slobodan	5.08	21	11.64	22	13.88 19	8.84 =19	7.66 =14	5.30 16	52.40	17	+1.54	147.9	91.9
			SARCEVIC Igor	5.03	18	11.61 =18	14.09 21	8.98 21	7.76 19	5.37 19	52.84	19	+1.65	146.1	90.8	
			SAVIC Milos	5.01	18	11.62	18	14.09 =18	8.96 =18	7.74 =17	5.32 =16	52.74	18	+1.38	147.0	91.3
			Total:								3:30.35		+5.89			
19	22	KOR-1	KANG Kwang-Bae	5.11	25	11.65	25	14.08 25	8.90 25	7.68 20	5.34 21	52.76	23	+1.87	148.5	92.2
			KIM Jung-Su	5.09	22	11.59 =20	13.95 21	8.83 18	7.69 18	5.38 18	52.53	18	+1.67	147.8	91.8	
			LEE Jinhee	5.13	20	11.69	20	14.06 19	8.91 =17	7.75 18	5.38 20	52.92	20	+1.73	147.5	91.6
			KIM Donghyun	5.18	20	11.71	19	14.09 =18	8.93 =16	7.69 14	5.32 =16	52.92	19	+1.56	148.6	92.3
			Total:								3:31.13		+6.67			
20	21	CRO-1	SOLA Ivan	5.03	24	11.57	24	13.96 24	8.89 24	7.72 =22	5.41 22	52.58	22	+1.69	146.4	90.9
			KRAJACIC Slaven	5.04	20	11.59 =20	14.01 22	8.91 22	7.72 19	5.42 19	52.69	19	+1.83	146.1	90.8	
			HAKLITS Andras	5.17	21	11.74	21	14.08 20	8.95 20	7.78 21	5.43 21	53.15	21	+1.96	146.3	90.9
			MARIC Igor	5.11	19	11.72	20	14.14 20	8.97 20	7.77 =19	5.40 20	53.11	20	+1.75	146.6	91.1
			Total:								3:31.53		+7.07			
21	23	JPN-1	SUZUKI Hiroshi	5.00	22	11.54	22	13.88 =19	8.81 =19	7.63 17	5.23 =17	52.09	19	+1.20	149.3	92.7
			MIYAUCHI Masaru	5.03	19	11.53	18	13.86 =16	8.85 21	7.90 21	6.99 20	54.16	21	+3.30	130.6	81.1
			DOIGAWA Shinji	5.04	19	11.61 =18	13.99 16	8.89 =13	7.66 14	5.34 =17	52.53	18	+1.34	148.6	92.3	
			KOBAYASHI Ryuichi													
			Total:								2:38.78					
3	USA-2	NAPIER John	4.77	4	11.37	5	13.75 8	8.70 =5	7.54 =10	5.17 10	51.30	7	+0.41	151.1	93.9	
		BERKELEY Charles	4.74	5	11.32	5	13.70 6	8.67 =5	7.83 20	7.15 21	53.41	20	+2.55	130.6	81.1	
		LANGTON Steven														
		FOGT Christopher														
		Total:									DNS					
9	RUS-2	ZUBKOV Aleksandr	4.78	=5	11.39	9	13.73 =3	8.68 =2	7.74 24	6.20 23	52.52	21	+1.63	137.6	85.5	
		EGOROV Philipp														
		TRUNENKOV Dmitry														
		MOISEEV Petr														
		Total:									DNS					
17	AUT-1	STAMPFER Wolfgang	4.96	20	11.52	20	13.81 16	8.70 =5	7.72 =22	6.93 24	53.64	24	+2.75	133.4	82.9	
		WIPLINGER Johannes														
		MAYER Juergen														
		HACKL Christian														
		Total:									DNS					



PERFORMANCE ANALYSIS / ANALYSE DE LA PERFORMANCE

SAT 27 FEB 2010 / SAM 27 FEV 2010

Rk	Bib No	Team	Name	Start Time	Rk	S-1 Rk	1-2 Rk	2-3 Rk	3-4 Rk	4-F Rk	Finish Time	Rk	Time Behind	Speed (km/h)	Speed (mph)				
18	SVK-1	JAGNESAK Milan		4.97	21	11.51	19	13.88 =19	8.79	18	7.88	25	8.22	25	55.25	25	+4.36	124.3	77.2
		TESOVIC Martin													DNS				
		NAROVEC Petr													DNS				
		LOPUCHOVSKY Marcel													DNS				
															Total:				

NOTES

In the listing of team names, the pilot is always shown first.

LEGEND

= Equal sign indicates that two or more teams share the same rank

1-2 Segment: 1st to 2nd intermediate point

2-3 Segment: 2nd to 3rd intermediate point

3-4 Segment: 3rd to 4th intermediate point

4-F Segment: 4th intermediate point to finish

DNS Did not start

No Number

Rk Rank

S-1 Segment: Start to 1st intermediate point



TEAM CAPTAINS MEETING MINUTES

THU 18 FEB / JEU 18 FÉV START TIME / DÉBUT 14:00

Manfred Schulte
Jury President

Welcomes everyone. Roll call of nations: AUS, AUT, CAN, CZE, GBR, GER, ITA, JPN, LAT, LIE, MON, NED, POL, ROU, RUS, SUI, SVK and USA
All nations present.

This meeting has been called to announce changes to the training schedule that will affect Women's Bobsleigh and 4Man Bobsleigh.

A detailed overview of the changed schedule has been distributed to all. These changes have been made to create the optimal conditions for all athletes.

Any questions?

RUS

Is the track walk on Saturday, 20 February (08:15 – 09:00) open to all athletes, including those who will be racing?

Manfred Schulte

No, this track walk will only be open to Women's Bobsleigh and the five 4Man pilots participating in the supplementary training.

Today's training went very well. Let us hope it will continue that way.

USA

Have changes to the entrance of Corner 12 been considered?

Terry Gudzowsky
Technical Delegate, Tracks – FIBT

We have a review after each training or competition session and have not been able to meet today. We are currently focusing on the Skeleton race and at this time we are unable to comment on any changes concerning Corner 12.

SUI

We would also like to suggest changes to the entrance of Corner 12.

Terry Gudzowsky

When we review current track conditions, we will be sure to consider your recommendations.

AUT

We also agree that changes to Corner 12 should be made.

Terry Gudzowsky

We will assume everyone agrees with this suggestion.

Manfred Schulte

The addition of supplementary training reflects that the Jury does consider all concerns brought forth from team captains and we will always try to find solutions that result in a safe competition.

Thank you and good afternoon.



Jury President: Manfred Schulte



Race Director: Astrid Wolf



REVISION

OFFICIAL COMMUNICATION / COMMUNICATION OFFICIELLE

Item: 1

Changes to bobsleigh training schedule

Bobsleigh training schedule changes

Upon request by the FIBT, VANOC has arranged for one supplementary training heat to be offered from a lower starting point as a safety measure. This supplementary training heat will begin at 20:30 on Wednesday, Feb 17th. The first heat of official training originally scheduled to begin at 20:30 has been delayed until 21:10. The second heat will begin at approximately 22:10.

Issued by: WOLF Astrid, Race Director

Time: 18:45

Date: 16 FEB 2010

This decision affects: RESULTS

SCHEDULE

OTHER

<input type="checkbox"/>
<input checked="" type="checkbox"/>
<input type="checkbox"/>



OFFICIAL COMMUNICATION / COMMUNICATION OFFICIELLE

Item: 2

Delay in Two-Man Training Start Time

Official Training Delay for Day 2

There was a delay in official training February 18, due to sun conditions on the track requiring additional resources.

Issued by: WOLF Astrid, Race Director

Time: 11:15

Date: 18 FEB 2010

This decision affects: RESULTS

SCHEDULE

OTHER

<input type="checkbox"/>
<input checked="" type="checkbox"/>
<input type="checkbox"/>



OFFICIAL COMMUNICATION / COMMUNICATION OFFICIELLE

Item: 3

Supplementary Official Training Information

Supplementary official training runs for Women's and 4Man Bobsleigh

There will be supplementary official training runs added to the schedule for Women's, and 4Man Bobsleigh training. "With the luge events concluded, and the skeleton events ending on Friday, the FIBT has had the opportunity to gain more track time," said Robert Storey, president of the Fédération Internationale de Bobsleigh et de Tobogganing (FIBT).

"Skeleton and 2Man Bobsleigh training are going extremely well. We are granting these supplementary training runs out of an abundance of caution, in order to give the athletes as much time to prepare for competition as possible."

As per the Jury, please see Supplementary Official Training information below:

Friday, 19 February 2010:

Two supplementary training runs will be offered to all Women's Bobsleigh pilots following the track walk - session starting at approximately 21:30hrs. Starting at the lower start house will be at the discretion of the pilots.

Saturday, 20 February 2010:

Two supplementary training runs will be offered to 4Man Bobsleigh pilots that are not competing in the 2Man Bobsleigh race. These supplementary runs are scheduled to take place following the Women's Bobsleigh training session (approximately 12:30hrs). Starting at the lower start house will be at the discretion of the pilots.

Sunday, 21 February 2010:

Two supplementary training runs will be offered to 4Man Bobsleigh pilots that are not competing in the 2Man Bobsleigh race. These supplementary runs are scheduled to take place following the Women's Bobsleigh training session (approximately 20:30hrs). Starting at the lower start house will be at the discretion of the pilots.

Monday, 22 February 2010:

Two supplementary training runs will be offered to all 4Man Bobsleigh pilots. These supplementary runs are scheduled for 10:00hrs. Starting at the lower start house will be at the discretion of the pilots.

Issued by: WOLF Astrid, Race Director

Time: 14:56

Date: 18 FEB 2010

This decision affects: RESULTS

SCHEDULE

OTHER



OFFICIAL COMMUNICATION / COMMUNICATION OFFICIELLE

Item: 4

Schedule Change for Two-Man Bobsleigh Official Training Heat 6

Schedule Change

There has been a change in the start time for Two-Man Bobsleigh Official Training Heat 6. The start time for heat 6 has changed from 11:45 to 11:10.

Issued by: MILLER Andrea, Competition Manager

Time: 10:38

Date: 19 FEB 2010

This decision affects: RESULTS

SCHEDULE

OTHER

<input type="checkbox"/>
<input checked="" type="checkbox"/>
<input type="checkbox"/>



OFFICIAL COMMUNICATION / COMMUNICATION OFFICIELLE

Item: 5

Two Man Bobsleigh Competition to be Rescheduled

Heat 3 and 4 Two Man Competition Rescheduled to 16:00 - 18:20

Based on the weather pattern over the last two days, and the forecast for February 21 as two degrees warmer than today, the International Olympic Committee (IOC), Fédération Internationale de Bobsleigh et de Tobogganing (FIBT), Vancouver Organizing Committee for the 2010 Olympic and Paralympic Winter Games (VANOC), and the Olympic Broadcasting Services Vancouver (OBSV) have decided to reschedule competition heats 3 and 4 to a 16:00 start.

Second heat start times will be updated in the Race Office and on Info2010 once confirmed.

Issued by: MILLER Andrea, Competition Manager

Time: 16:53

Date: 20 FEB 2010

This decision affects: RESULTS

SCHEDULE

OTHER

X



OFFICIAL COMMUNICATION / COMMUNICATION OFFICIELLE

Item: 6

Disqualification of AUT-1

STAMPFER Wolfgang disqualified for overweight

DSQ for team Austria 1 (Pilot STAMPFER Wolfgang), Bib No 26, in heat 1 due to overweight.

Issued by: SCHULTE Manfred, Jury President

Time: 18:20

Date: 20 FEB 2010

This decision affects: RESULTS

SCHEDULE

OTHER

X



OFFICIAL COMMUNICATION / COMMUNICATION OFFICIELLE

Item: 7

Disqualification of ITA-1

BERTAZZO Simone disqualified for underweight

DSQ for team Italy 1 (Pilot BERTAZZO Simone), Bib No 12, in heat 3 due to underweight.

Issued by: SCHULTE Manfred, Jury President

Time: 16:50

Date: 20 FEB 2010

This decision affects: RESULTS

SCHEDULE

OTHER

X



vancouver2010.com

Vancouver Organizing Committee for the 2010 Olympic and Paralympic Winter Games
Comité d'organisation des Jeux olympiques et paralympiques d'hiver de 2010 à Vancouver

™ Trademark © Copyright 2006 Vancouver Organizing Committee for the 2010 Olympic and Paralympic Winter Games. All rights reserved.
Printed on 10% post-consumer recycled paper, processed chlorine free.